

Graduate Certificate in Ultrasound Studies

(HLC501.1)

Please note these are the 2026 details for this course

Domestic students

| | |
|-------------------------------|--|
| Selection rank | |
| Delivery mode | Blended |
| Location | Bruce, Canberra |
| Duration | 1.0 years |
| Faculty | Faculty of Health |
| Discipline | Discipline of Medical Radiation |
| UAC code | |
| English language requirements | 7.0 View IELTS equivalences |

International students

| | |
|-----------------------------|---|
| Academic entry requirements | To study at UC, you'll need to meet our academic entry requirements and any admission requirements specific to your course. Please read your course admission requirements below. To find out whether you meet UC's academic entry requirements, visit our academic entry requirements page . |
|-----------------------------|---|

[View UC's academic entry requirements](#)

Delivery mode

Location

Duration 1.0 years

Faculty Faculty of Health

Discipline Discipline of Medical Radiation

CRICOS code

English language requirements 7.0
[View IELTS equivalences](#)

About this course

Your future in Sonography awaits

The only course of its type in Australia, the Graduate Certificate in Ultrasound Studies is the first step on your pathway to a career in sonography.

This course is suited to graduates from any Bachelor's degree inclusive of human anatomy and physiology units and is designed to develop practical skills and principal knowledge in sonography. These skills will support you in securing the industry placement necessary for enrolment in the Graduate Diploma in Medical Ultrasound.

This 1-year course is completed part-time, allowing deeper levels of engagement and skills development. Our smaller, more personal study environments offer students the chance to get a more tailored training experience. Dedicated to hands-on learning, you'll join our industry experts and engage with extensive practical learning in our state-of-the-art training facilities, right here on campus.

Study a Graduate Certificate in Ultrasound Studies and you will:

- Be able to apply the physical principles of ultrasound to effective and safe use of medical ultrasound equipment.
- Apply and demonstrate knowledge of ultrasound scanning techniques, image recognition and acquisition of ultrasound examinations in a simulated environment.
- Be able to integrate your understanding of anatomy, standard variants, and pathology as depicted in medical

ultrasound.

- Learn to communicate and engage with prospective patients and other health professionals in a professional, safe and ethical manner.
- Acquire the necessary skills to help you to secure an industry placement, supporting your enrolment in the Graduate Diploma in Medication Ultrasound.

Career opportunities

There is currently a severe shortage of experienced and qualified medical sonographers in the world; and with an ever-increasing aging population, the deficit is expected to get worse. There has never been a better time to consider a career as a medical sonographer.

The graduate certificate is a pathway for a career as a medical sonographer, allowing you to work in various areas in Australia and overseas after completion of the Graduate Diploma in Medical Ultrasound. These include but are not limited to:

- Public and private hospitals
- Private radiology practices
- Applications specialist
- Research, teaching and education.

Professional accreditation

Graduates of this course must successfully complete a Graduate Diploma in Medical Ultrasound to become an Australian Sonographer Accreditation Registry (ASAR) Accredited Medical Sonographer.

Admission requirements



Applicants for the Graduate Certificate in Ultrasound Studies must meet one of the following criteria:



- A) a completed bachelor degree in medical radiation science; or
- B) a completed bachelor degree in any field and successful completion of at least two units of degree level anatomy and physiology

Assumed knowledge

None.

Periods course is open for new admissions

| Year | Location | Teaching period | Teaching start date | Domestic | International |
|------|-----------------|--|---------------------|---|---------------|
| 2026 | Bruce, Canberra | Semester 1  | 02 February 2026 |  | |

| | | | | |
|------|-----------------|--|--------------|---|
| 2026 | Bruce, Canberra | Semester 2  | 27 July 2026 |  |
|------|-----------------|--|--------------|---|

Credit arrangements

There are currently no formal credit transfer arrangements for entry to this course. Any previous study or work experience will only be considered as part of the application process in accordance with current [course rules and university policy](#).

Course requirements

Graduate Certificate in Ultrasound Studies (HLC501) | 12 credit points

Required Units - Must pass 12 credit points as follows

[Expand All](#) | [Collapse All](#)

Ultrasound Physics and Instrumentation PG (10159) | 3 credit points – Level P

Introduction to Ultrasound PG (10160) | 3 credit points – Level P

Abdominal Ultrasound PG (10161) | 3 credit points – Level P

Paediatric and Superficial Parts Ultrasound PG (10164) | 3 credit points – Level P

In addition to course requirements, in order to successfully complete your course you must meet the inherent requirements. Please refer to the [inherent requirements statement](#) applicable to your course

Typical study pattern

UC - Canberra, Bruce

Standard Part Time, Semester 1 Commencing

Year 1

Semester 1

Introduction to Ultrasound PG (10160)

Ultrasound Physics and Instrumentation PG (10159)

Semester 2

Abdominal Ultrasound PG (10161)

Paediatric and Superficial Parts Ultrasound PG (10164)

Standard Part Time, Semester 2 Commencing

Year 1

Semester 2

[Introduction to Ultrasound PG \(10160\)](#)

[Ultrasound Physics and Instrumentation PG \(10159\)](#)

Year 2

Semester 1

[Abdominal Ultrasound PG \(10161\)](#)

[Paediatric and Superficial Parts Ultrasound PG \(10164\)](#)

Course information

Course duration

Standard 1 year part time. Maximum 3 years from date of enrolment to date of course completion. This course is only available for part-time enrolment.

Learning outcomes

| Learning outcomes | Related graduate attributes |
|---|--|
| Develop beginning level sonographer skills in a limited range of simulated medical ultrasound examinations. | <p>UC graduates are professional: Employ up-to-date and relevant knowledge and skills; communicate effectively; use creativity, critical thinking, analysis and research skills to solve theoretical and real-world problems; work collaboratively as part of a team, negotiate, and resolve conflict; display initiative and drive, and use their organisational skills to plan and manage their workload; take pride in their professional and personal integrity.</p> <p>UC graduates are global citizens: Think globally about issues in their profession; adopt an informed and balanced approach across professional and international boundaries; understand issues in their profession from the perspective of other cultures.</p> <p>UC graduates are lifelong learners: Reflect on their own practice, updating and adapting their knowledge and skills for continual professional and academic development; be self-aware; adapt to complexity, ambiguity and change by being flexible and keen to engage with new ideas.</p> |

| | |
|--|---|
| | <p>UC graduates are able to demonstrate Aboriginal and Torres Strait Islander ways of knowing, being and doing: Communicate and engage with Indigenous Australians in ethical and culturally respectful ways; apply their knowledge to working with Indigenous Australians in socially just ways.</p> |
|--|---|

Integrate knowledge of embryology, anatomy, normal variants and pathology that is depicted in medical ultrasound.

UC graduates are professional: Employ up-to-date and relevant knowledge and skills; communicate effectively; use creativity, critical thinking, analysis and research skills to solve theoretical and real-world problems; work collaboratively as part of a team, negotiate, and resolve conflict; display initiative and drive, and use their organisational skills to plan and manage their workload; take pride in their professional and personal integrity.

UC graduates are global citizens: Think globally about issues in their profession; make creative use of technology in their learning and professional lives.

UC graduates are lifelong learners: Reflect on their own practice, updating and adapting their knowledge and skills for continual professional and academic development; be self-aware; adapt to complexity, ambiguity and change by being flexible and keen to engage with new ideas; evaluate and adopt new technology.

UC graduates are able to demonstrate Aboriginal and Torres Strait Islander ways of knowing, being and doing: Communicate and engage with Indigenous Australians in ethical and culturally respectful ways.

| | |
|---|---|
| <p>Apply and synthesise knowledge of the physical principles and instrumentation and skills in the use in medical ultrasound equipment.</p> | <p>UC graduates are professional: Employ up-to-date and relevant knowledge and skills; communicate effectively; use creativity, critical thinking, analysis and research skills to solve theoretical and real-world problems; work collaboratively as part of a team, negotiate, and resolve conflict; display initiative and drive, and use their organisational skills to plan and manage their workload; take pride in their professional and personal integrity.</p> <p>UC graduates are global citizens: Think globally about issues in their profession.</p> <p>UC graduates are lifelong learners: Reflect on their own practice, updating and adapting their knowledge and skills for continual professional and academic development; be self-aware; adapt to complexity, ambiguity and change by being flexible and keen to engage with new ideas; evaluate and adopt new technology.</p> |
|---|---|

Apply and demonstrate knowledge in ultrasound scanning techniques, image and information acquisition in simulated medical ultrasound examinations.

UC graduates are professional: Employ up-to-date and relevant knowledge and skills; communicate effectively; use creativity, critical thinking, analysis and research skills to solve theoretical and real-world problems; work collaboratively as part of a team, negotiate, and resolve conflict; display initiative and drive, and use their organisational skills to plan and manage their workload; take pride in their professional and personal integrity.

UC graduates are global citizens: Think globally about issues in their profession.

UC graduates are lifelong learners: Reflect on their own practice, updating and adapting their knowledge and skills for continual professional and academic development; be self-aware; adapt to complexity, ambiguity and change by being flexible and keen to engage with new ideas; evaluate and adopt new technology.

Critically evaluate their own sonography practice skills and undertake a limited range of simulated ultrasound examinations in a professional, safe and ethical manner.

UC graduates are professional: Employ up-to-date and relevant knowledge and skills; communicate effectively; use creativity, critical thinking, analysis and research skills to solve theoretical and real-world problems; display initiative and drive, and use their organisational skills to plan and manage their workload; take pride in their professional and personal integrity.

UC graduates are global citizens: Adopt an informed and balanced approach across professional and international boundaries; understand issues in their profession from the perspective of other cultures.

UC graduates are lifelong learners: Reflect on their own practice, updating and adapting their knowledge and skills for continual professional and academic development; be self-aware; adapt to complexity, ambiguity and change by being flexible and keen to engage with new ideas.

UC graduates are able to demonstrate Aboriginal and Torres Strait Islander ways of knowing, being and doing: Communicate and engage with Indigenous Australians in ethical and culturally respectful ways; apply their knowledge to working with Indigenous Australians in socially just ways.

Awards

| Award | Official abbreviation |
|--|-----------------------|
| Graduate Certificate in Ultrasound Studies | GradCert UltrasoundSt |

Honours

None.

Enrolment data

2023 enrolments for this course by location. Please note that enrolment numbers are indicative only and in no way reflect individual class sizes.

| Location | Enrolments |
|----------------------|------------|
| UC - Canberra, Bruce | 14 |


Enquiries

| Student category | Contact details |
|----------------------------------|--|
| Current and Commencing Students: | Email health.student@Canberra.edu.au |

Prospective Domestic Students:

Email study@canberra.edu.au or Phone 1800 UNI CAN (1800 864 226)

Download your course guide



Scholarships

Find the scholarship that's the right fit for you

[Explore Scholarships](#)

Printed on 28, April, 2024

University of Canberra, Bruce ACT 2617 Australia

+61 2 6201 5111

ABN 81 633 873 422

CRICOS 00212K

TEQSA Provider ID: PRV12003 (Australian University)

UC acknowledges the Ngunnawal people, traditional custodians of the lands where Bruce campus is situated. We wish to acknowledge and respect their continuing culture and the contribution they make to the life of Canberra and the region. We also acknowledge all other First Nations Peoples on whose lands we gather.