

# Master of Medical Imaging (340JA.2)

Please note these are the 2023 details for this course

## Domestic students

### Selection rank

**English language requirements** There are non-standard English language requirements for this course. To be eligible you must have an overall IELTS Academic score (or equivalent) of 7.0, with no band score below 7.0. For alternate/equivalent ways of meeting the English requirements for this course please view the English Proficiency Requirements document on the university website.  
[View IELTS equivalences](#)

**Duration** 2.5 years

**UAC code** 880845

**Faculty** Faculty of Health

**Discipline** Discipline of Medical Radiation

**Location** Bruce, Canberra

### Fees

Per Unit	Per Annum	Full Course
----------	-----------	-------------

## International students

**Academic entry requirements** To study at UC, you'll need to meet our academic entry requirements and any admission requirements specific to your course. Please read your course admission requirements below. To find out whether you

---

meet UC's academic entry requirements, visit our [academic entry requirements page](#).

[View UC's academic entry requirements](#)

---

**English language requirements** There are non-standard English language requirements for this course. To be eligible you must have an overall IELTS Academic score (or equivalent) of 7.0, with no band score below 7.0. For alternate/equivalent ways of meeting the English requirements for this course please view the English Proficiency Requirements document on the university website.

[View IELTS equivalences](#)

---

**CRICOS code** 088964J

---

**Faculty** Faculty of Health

---

**Discipline** Discipline of Medical Radiation

---

**Location** Bruce, Canberra

---

**Duration** 2.5 years

Fees 

Per Unit

Per Annum

Full Course

---

# About this course

## An accelerated diagnostic radiography pathway

If you're a graduate but considering a career change, then the UC Master of Medical Imaging course offers an accelerated learning program that condenses a comprehensive three-year course into an internationally recognised Medical Imaging qualification in only 2.5 years.

Highly focused, engaging and interactive, the UC Master of Imaging course will help you become proficient in diagnostic radiography graduating six months earlier – thus gaining a highly competitive advantage over other similar courses elsewhere.

Successful completion of the course will allow you to apply for registration to practice as a Diagnostic Radiographer from the Medical Radiation Practice Board of Australia (MRPBA) and you'll be ready to forge ahead in your career as a competent and professional diagnostic radiographer.

The UC Master of Medical Imaging is an approved program of study by the Medical Radiation Practice Board of Australia (MRPBA) allowing graduates to gain registration as a diagnostic radiographer for employment in both public hospitals and private radiology practices in any state or territory in Australia and around the world.

The course is highly career-focused and includes ongoing Work Integrated Learning (WIL), offering specialised opportunities across multiple fields of diagnostic radiography, such as general radiography, mammography, angiography, magnetic resonance imaging (MRI), computed tomography (CT) and medical ultrasound.

## Study a Master of Medical Imaging at UC and you will:

- gain advanced knowledge of scientific principles and concepts of all medical imaging techniques
- operate diagnostic radiographic instrumentation to optimise image quality and minimise radiation dose or other potential patient hazards
- understand protocols and methods associated with diagnostic and interventional radiographic examination procedures
- learn anatomy, physiology, pathology, radiation protection, biology, and dosimetry relevant to diagnostic radiography
- become familiar with normal and abnormal imaging appearances within current diagnostic radiographic procedures
- understand the role of a diagnostic radiographer within the wider healthcare team in Australia and internationally
- work with patient information management systems.

## Work Integrated Learning (WIL)

WIL is a vital part of the Master of Medical Imaging program and has been created to give students hands-on experience using a broad range of x-ray units within a simulated and controlled lab environment.

This approach builds confidence and has been designed to ensure that all UC students are familiar with using real-world technology by the time they reach their first clinical placements.

As part of the training, each student will get to participate in clinical placements and residencies throughout the course. Each off-site WIL experience will give you the opportunity to interact with patients from a range of ethnic, age, gender and disability backgrounds – while also networking and building professional relationships with experienced industry professionals.

Please note: in some placements you may find your physical and emotional fortitude challenged as you come across potentially confronting medical images in detail, or work with those you may be severely injured or at the end stage of a terminal illness.

## Career opportunities

A UC Master of Medical Imaging qualification is a globally recognised and respected degree that will allow graduates to progress competently and confidently into a career in any of the following positions:

- general radiographer
- mammographer
- angiographer
- magnetic resonance imaging (MRI) radiographer
- computed tomography (CT) radiographer
- clinical educator

- clinical researcher
- research manager
- vendor application specialist
- sonographer\*

To gain accreditation in this field\*, further postgraduate study is necessary.

## Course-specific information

The Master of Medical Imaging is an approved program of study by the Medical Radiation Practice Board of Australia (MRPBA), and upon graduation, you will be able to apply for registration to practice in Australia as a Diagnostic Radiographer.

As part of the application you will be required to participate in an interview process and must:

- hold a completed bachelor's degree in any discipline, and
- have completed a minimum of two bachelor's degree-level units in human anatomy and physiology (0.25 EFTSU).

Assumed knowledge for entry is introductory psychology, introductory physics and introductory statistics at bachelor's degree level.

There are non-standard English language requirements for this course. To be eligible, you must have an academic IELTS of 7.0 overall, or equivalent, with no band score below 7.0.

Applicants will also be required to:

- undertake a National Police Check
- obtain Working with Vulnerable People registration
- provide your immunisation history
- have qualifications in first aid/CPR.

This course has an early closing date and:

- international students need to submit applications by 30 June every year
- domestic students need to submit applications by 31 October every year.

Graduating students will also be able to apply for a Statement of Compliance and membership with the Australian Society of Medical Imaging and Radiation Therapy (ASIMRT).

## Professional accreditation

This course is accredited with the Australian Health Practitioner Regulation Agency (AHPRA) through the Medical Radiation Practice Accreditation Committee (MRPAC), the accreditation committee of the Medical Radiation Practice Board of Australia (MRPBA). Graduating students will be eligible to apply for registration as a Diagnostic Radiographer with the MRPBA.

# Admission requirements

Applicants must meet all of the following criteria:

- A) a completed bachelor degree in any discipline
- B) a minimum of two degree level units of anatomy and physiology.

Admission to this course is competitive. Applications will be assessed on the basis of academic merit and the number of available places. Domestic applications will open on the 1st September and close on the 31st October each year with offers being released mid-December.

Applications from international students are accepted on an ongoing basis while vacancies exist. Please refer to the key dates <https://www.canberra.edu.au/future-students/apply-to-uc/key-dates> for further information.

## Assumed knowledge

Assumed knowledge for entry is introductory psychology, introductory physics and introductory statistics at bachelor degree level.

## Periods course is open for new admissions

Year	Location	Teaching period	Teaching start date	Domestic	International
2023	Bruce, Canberra	Semester 1	06 February 2023	✓	✓
2024	Bruce, Canberra	Semester 1	05 February 2024	✓	✓
2025	Bruce, Canberra	Semester 1	03 February 2025	✓	✓
2026	Bruce, Canberra	Semester 1	02 February 2026	✓	✓

## Credit arrangements

There are currently no formal credit transfer arrangements for entry to this course. Any previous study or work experience will only be considered as part of the application process in accordance with current [course rules and university policy](#).

# Course requirements

## Master of Medical Imaging (340JA) | 72 credit points

**Required - Must pass 66 credit points as follows**

[Expand All](#) | [Collapse All](#)

[Computed Tomography PG \(10034\) | 3 credit points – Level P](#)

[Imaging Anatomy G \(10035\) | 3 credit points – Level G](#)

Imaging Pathology G (10036) | 3 credit points – Level G

Informatics and Image Processing G (10037) | 3 credit points – Level G

Medical Imaging Project Design PG (10039) | 3 credit points – Level P

MRS Residency 1 PG (6cp) (10044) | 6 credit points – Level P

Physical Principles of MRS G (10046) | 3 credit points – Level G

Radiation Biology and Dosimetry G (10047) | 3 credit points – Level G

Radiographic Imaging 1 G (10048) | 3 credit points – Level G

Radiographic Imaging 2 G (10049) | 3 credit points – Level G

Medical Radiation Science Residency 2 PG (9cp) (11477) | 9 credit points – Level P

Indigenous Health: Contemporary Issues PG (11478) | 3 credit points – Level P

Medical Imaging Research Project A PG (11567) | 0 credit points – Level P

Medical Imaging Research Project B PG (11568) | 6 credit points – Level P

MRS Practicum 3 G (11878) | 3 credit points – Level G

Specialised Planar Radiographic Imaging G (11879) | 3 credit points – Level G

MRI and Ultrasound G (11880) | 3 credit points – Level G

Radiographic Image Interpretation 1 G (11881) | 3 credit points – Level G

Radiographic Image Interpretation 2 G (11882) | 3 credit points – Level G

- From S2/2019 the unit code for Medical Imaging Research Project A has changed to 11567 and the code for Medical Imaging Research Project B has changed to 11568.

## **Restricted Choice - Must pass 6 credit points from the following**

### **Part A - Must pass 3 credit points from the following**

MRS Practicum 1 G (10042) | 3 credit points – Level G

MRS Practicum 1 G (11959) | 3 credit points – Level G

- From 2023, 11959 MRS Practicum 1 G has replaced 10042 MRS Practicum 1 G.

### **Part B - Must pass 3 credit points from the following**

MRS Practicum 2 G (10043) | 3 credit points – Level G

MRS Practicum 2 G (11960) | 3 credit points – Level G

- From Semester 2 2023, 11960 MRS Practicum 2 G has replaced 10043 MRS Practicum 2 G.

In addition to course requirements, in order to successfully complete your course you must meet the inherent requirements. Please refer to the [inherent requirements statement](#) applicable to your course

# Typical study pattern

UC - Canberra, Bruce

Standard Full Time, Semester 1 Commencing

## Year 1

### Semester 1

Imaging Anatomy G (10035)

MRS Practicum 1 G (11959)

Physical Principles of MRS G (10046)

Radiographic Imaging 1 G (10048)

### Semester 2

Imaging Pathology G (10036)

MRS Practicum 2 G (11960)

Radiation Biology and Dosimetry G (10047)

Radiographic Imaging 2 G (10049)

### Winter

Indigenous Health: Contemporary Issues PG (11478)

Informatics and Image Processing G (10037)

## Year 2

### Practice Period 1

MRS Practicum 3 G (11878)

### Practice Period 6

Medical Imaging Research Project A PG (11567)

### Semester 1

Computed Tomography PG (10034)

Medical Imaging Project Design PG (10039)

Radiographic Image Interpretation 1 G (11881)

Specialised Planar Radiographic Imaging G (11879)

### Semester 2

MRI and Ultrasound G (11880)

MRS Residency 1 PG (6cp) (10044)

Radiographic Image Interpretation 2 G (11882)

Year 3

Semester 1

Medical Imaging Research Project B PG (11568)

Medical Radiation Science Residency 2 PG (9cp) (11477)

# Course information

## Course duration

This course is an accelerated course and can be completed in five semesters and winter terms full-time. Maximum twelve semesters. This course is only available for full-time enrolment.

## Learning outcomes

Learning outcomes	Related graduate attributes
Systematically analyse and critically appraise information from multiple sources; demonstrate knowledge of research design, methods and analysis, that apply to practice; and use specialised knowledge to design, implement research, and present research outcomes.	<p>UC graduates are professional: Employ up-to-date and relevant knowledge and skills; communicate effectively; use creativity, critical thinking, analysis and research skills to solve theoretical and real-world problems; work collaboratively as part of a team, negotiate, and resolve conflict; display initiative and drive, and use their organisational skills to plan and manage their workload.</p> <p>UC graduates are global citizens: Think globally about issues in their profession; understand issues in their profession from the perspective of other cultures; communicate effectively in diverse cultural and social settings; make creative use of technology in their learning and professional lives; behave ethically and sustainably in their professional and personal lives.</p> <p>UC graduates are lifelong learners: Reflect on their own practice, updating and adapting their knowledge and skills for continual professional and academic development; adapt to complexity, ambiguity and change by being flexible and keen to engage with new ideas.</p>

Critically evaluate and apply advanced knowledge of the sciences, technology and socio-cultural

UC graduates are professional: Employ up-to-date and relevant knowledge



dimensions that underpin the practice of medical imaging.

and skills; communicate effectively; use creativity, critical thinking, analysis and research skills to solve theoretical and real-world problems; display initiative and drive, and use their organisational skills to plan and manage their workload; take pride in their professional and personal integrity.

UC graduates are global citizens: Think globally about issues in their profession; understand issues in their profession from the perspective of other cultures; communicate effectively in diverse cultural and social settings; make creative use of technology in their learning and professional lives; behave ethically and sustainably in their professional and personal lives.

UC graduates are lifelong learners: Reflect on their own practice, updating and adapting their knowledge and skills for continual professional and academic development; adapt to complexity, ambiguity and change by being flexible and keen to engage with new ideas; evaluate and adopt new technology.

UC graduates are able to demonstrate Aboriginal and Torres Strait Islander ways of knowing, being and doing: Use local Indigenous histories and traditional ecological knowledge to develop and augment understanding of their discipline; apply their knowledge to working with Indigenous Australians in socially just ways.

Demonstrate advanced knowledge of the physical principles, radiographic imaging techniques and protocols, radiation safety and clinical information management systems and synthesise this with the requirements of safe professional practice and patient care.

UC graduates are professional: Employ up-to-date and relevant knowledge and skills; communicate effectively; use creativity, critical thinking, analysis and research skills to solve theoretical and real-world problems; work collaboratively as part of a team, negotiate, and resolve conflict; display initiative and drive, and use their organisational skills to plan and manage their workload; take pride in their professional and personal integrity.

UC graduates are global citizens: Think globally about issues in their profession; adopt an informed and balanced approach across professional and international boundaries; understand issues in their profession from the perspective of other cultures; communicate effectively in diverse cultural and social settings; make creative use of technology in their learning and professional lives; behave ethically and sustainably in their professional and personal lives.

UC graduates are lifelong learners: Reflect on their own practice, updating and adapting their knowledge and skills for continual professional and

academic development; be self-aware; adapt to complexity, ambiguity and change by being flexible and keen to engage with new ideas; evaluate and adopt new technology.

UC graduates are able to demonstrate Aboriginal and Torres Strait Islander ways of knowing, being and doing: Use local Indigenous histories and traditional ecological knowledge to develop and augment understanding of their discipline; communicate and engage with Indigenous Australians in ethical and culturally respectful ways; apply their knowledge to working with Indigenous Australians in socially just ways.

Synthesise and apply, in an ethical and culturally safe manner, diagnostic radiographic procedures and protocols and radiation dose optimisation for safe professional practice; and implement quality assured work health and safety practices.

UC graduates are professional: Employ up-to-date and relevant knowledge and skills; communicate effectively; use creativity, critical thinking, analysis and research skills to solve theoretical and real-world problems; work collaboratively as part of a team, negotiate, and resolve conflict; display initiative and drive, and use their organisational skills to plan and manage their workload; take pride in their professional and personal integrity.

UC graduates are global citizens: Think globally about issues in their profession; adopt an informed and balanced approach across professional and international boundaries; understand issues in their profession from the perspective of other cultures; communicate effectively in diverse cultural and social settings; make creative use of technology in their learning and professional lives; behave ethically and sustainably in their professional and personal lives.

UC graduates are lifelong learners: Reflect on their own practice, updating and adapting their knowledge and skills for continual professional and academic development; be self-aware; adapt to complexity, ambiguity and change by being flexible and keen to engage with new ideas; evaluate and adopt new technology.

UC graduates are able to demonstrate Aboriginal and Torres Strait Islander ways of knowing, being and doing: Use local Indigenous histories and traditional ecological knowledge to develop and augment understanding of their discipline; communicate and engage with Indigenous Australians in ethical and culturally respectful ways; apply their knowledge to working with Indigenous Australians in socially just ways.

Interpret, justify and communicate complex information and work effectively in a multi-disciplinary team using a whole person-centred approach and reflective practice to deliver high-quality healthcare.

UC graduates are professional: Employ up-to-date and relevant knowledge and skills; communicate effectively; work collaboratively as part of a team, negotiate, and resolve conflict; display initiative and drive, and use their organisational skills to plan and manage their workload; take pride in their professional and personal integrity.

UC graduates are global citizens: Think globally about issues in their profession; adopt an informed and balanced approach across professional and international boundaries; understand issues in their profession from the perspective of other cultures; communicate effectively in diverse cultural and social settings; make creative use of technology in their learning and professional lives; behave ethically and sustainably in their professional and personal lives.

UC graduates are lifelong learners: Reflect on their own practice, updating and adapting their knowledge and skills for continual professional and academic development; be self-aware; adapt to complexity, ambiguity and change by being flexible and keen to engage with new ideas; evaluate and adopt new technology.

UC graduates are able to demonstrate Aboriginal and Torres Strait Islander ways of knowing, being and doing: Communicate and engage with Indigenous Australians in ethical and culturally respectful ways; apply their knowledge to working with Indigenous Australians in socially just ways.

## Awards

Award	Official abbreviation
Master of Medical Imaging	M MedImaging

## Honours

None.

## Enrolment data




2023 enrolments for this course by location. Please note that enrolment numbers are indicative only and in no way reflect individual class sizes.

Location	Enrolments
----------	------------

## Enquiries

Student category	Contact details
Prospective International Students	Email <a href="mailto:international@canberra.edu.au">international@canberra.edu.au</a> or Phone +61 2 6201 5342
Current and Commencing Students	Email <a href="mailto:Health.Student@canberra.edu.au">Health.Student@canberra.edu.au</a>
Prospective Domestic Students	Email <a href="mailto:study@canberra.edu.au">study@canberra.edu.au</a> or Phone 1800 UNI CAN (1800 864 226)

## Download your course guide



# Scholarships

Find the scholarship that's the right fit for you

Explore Scholarships

Printed on 05, October, 2023

---

University of Canberra, Bruce ACT 2617 Australia

+61 2 6201 5111

ABN 81 633 873 422

CRICOS 00212K

TEQSA Provider ID: PRV12003 (Australian University)

UC acknowledges the Ngunnawal people, traditional custodians of the lands where Bruce campus is situated. We wish to acknowledge and respect their continuing culture and the contribution they make to the life of Canberra and the region. We also acknowledge all other First Nations Peoples on whose lands we gather.