

Bachelor of Medical Radiation Science (Medical Imaging) (319JA.3)

Please note these are the 2024 details for this course

Domestic students

Selection rank	82
	Note:
	The selection rank is the minimum ATAR plus adjustment factors required for admission to the program in the previous year. This is an indicative guide only as ranks change each year depending on demand.

English language requirements	There are non-standard English language requirements for this course. To be eligible you must have an overall IELTS Academic score (or equivalent) of 7.0, with no band score below 7.0. For alternate/equivalent ways of meeting the English requirements for this course please view the English Proficiency Requirements document on the university website.
	View IELTS equivalences

Duration	3.5 years
-----------------	-----------

UAC code	365273
-----------------	--------

Faculty	Faculty of Health
----------------	-------------------

Discipline	Discipline of Medical Radiation
-------------------	---------------------------------

Location	Bruce, Canberra
-----------------	-----------------

Fees 

Per Unit	Per Annum	Full Course
----------	-----------	-------------

International students

Academic entry requirements To study at UC, you'll need to meet our academic entry requirements and any admission requirements specific to your course. Please read your course admission requirements below. To find out whether you meet UC's academic entry requirements, visit our academic entry requirements page.

[View UC's academic entry requirements](#)

English language requirements There are non-standard English language requirements for this course. To be eligible you must have an overall IELTS Academic score (or equivalent) of 7.0, with no band score below 7.0. For alternate/equivalent ways of meeting the English requirements for this course please view the English Proficiency Requirements document on the university website.

[View IELTS equivalences](#)

CRICOS code 087833F

Faculty Faculty of Health

Discipline Discipline of Medical Radiation

Location Bruce, Canberra

Duration 3.5 years

Fees 

Per Unit	Per Annum	Full Course
----------	-----------	-------------

About this course

Becomes an experienced qualified diagnostic radiographer – fast

If your career goal is to become a qualified diagnostic radiographer, but you're also looking for a competitive edge, then this course will give you the skills, knowledge, and experience to confidently apply for employment both in Australia and overseas – six months ahead of other diagnostic radiographer courses.

This course offers an accelerated four-year degree which completes all training in only 3.5 years allowing you enter the job market earlier and giving UC graduates a definite competitive advantage when it comes to looking for future employment opportunities.

Packed with Work Integrated Learning (WIL) choices, this unique course can include an embedded honours program, allowing you to study the bachelor's degree on its own for three and a half years, or undertake a research project in your third and fourth year to graduate with Honours.

Upon graduation, you'll be eligible for registration from the Medical Radiation Practice Board of Australia (MRPBA) to practice as a Diagnostic Radiographer and can explore career opportunities in general radiography, angiography, mammography, computed tomography (CT), magnetic resonance imaging (MRI) and medical ultrasound.

Study a Bachelor of Medical Radiation Science (Medical Imaging) at UC and you will:

- gain a high level of ethical and interpersonal skills for interacting with patients from diverse backgrounds and cultures
- learn to effectively function as part of a healthcare team
- acquire and apply clinical reasoning, treatment and evaluation skills to basic and life sciences
- develop skills to undertake all routine diagnostic radiographic procedures
- learn to operate diagnostic radiographic instrumentation to optimise image quality and minimise radiation dose or other potential patient hazards
- develop skills in designing, implementation and management of quality assurance programs for medical imaging applications
- acquire professional attitudes and attributes as a reflective practitioner.

Work Integrated Learning (WIL)

WIL is a key part of the Bachelor of Medical Radiation Science (Medical Imaging) program and has been created to give students valuable hands-on experience using a broad range of x-ray units within a simulated and controlled lab environment.

This approach builds confidence and has been created to ensure that all UC students are familiar and experience with real-world technology by the time they reach their first clinical placements.

Students will also participate in a variety of placements throughout the course including two five-week clinical placements during the second and third years of your studies and have the chance to take part in longer residences too.

Each placement can occur across several different local and/or national healthcare settings, including regional, rural, large teaching hospitals and private practice placements.

Career opportunities

A Bachelor of Medical Radiation Science (Medical Imaging) is a globally recognised and respected qualification that will enable to pursue a career in any of the following positions.

- general radiographer
- mammographer
- angiographer
- magnetic resonance imaging (MRI) radiographer
- computed tomography (CT) radiographer

- clinical educator
- clinical researcher
- research manager
- vendor application specialist
- sonographer*

To gain accreditation in this field*, further postgraduate study is necessary.

Course-specific information

The Bachelor of Medical Radiation Science (Medical Imaging) is an approved program of study by the Medical Radiation Practice Board of Australia (MRPBA), and graduates are eligible to apply for registration to practice in Australia as a Diagnostic Radiographer.

Assumed knowledge for entry is the HSC equivalent of Biology, Physics, and Mathematics.

There are non-standard English language requirements for this course. To be eligible, you must have an academic IELTS of 7.0 overall, or equivalent, with no band score below 7.0.

Before undertaking any clinical practice or clinical laboratory experience, you must:

- provide your immunisation history
- apply for a National Police Check
- have qualifications in first aid/CPR.

Eligible students who wish to complete the degree's embedded Honours option must attain a grade point average (GPA) of at least 5.5 in the first two years of the course and obtain approval stating that their supervisor has availability to oversee the project.

Graduating students will be able to gain registration to practice as a diagnostic radiographer, as well as being able to apply for a Statement of Compliance with the Australian Society of Medical Imaging and Radiation Therapy (ASIMRT) and eligible for membership.

Professional accreditation

This course is accredited with the Australian Health Practitioner Regulation Agency (AHPRA) through the Medical Radiation Practice Accreditation Committee (MRPAC), the accreditation committee of the Medical Radiation Practice Board of Australia (MRPBA). Graduating students will be eligible to apply for registration as a Diagnostic Radiographer with the MRPBA.

Admission requirements

Admission to this course is based on an entrance rank. A rank can be achieved by the following means:

- Year 12 ATAR
- other Australian Qualification
- work experience

- overseas qualification

We also offer a number of entry initiatives that give you the opportunity to gain entry to the University via alternate pathway programs and admissions schemes.

More information is available on our Alternative Entry page: <http://www.canberra.edu.au/future-students/applications/apply-now/alternative-entry>

Admission to this course is competitive. Applications will be assessed on the basis of academic merit and the number of available places. Domestic applications will open on the 1st September. First offer round applications must be received by 30th November with offers being released mid-December. Applications remain open while vacancies exist for ongoing consideration of offers.

Applications from international students are accepted on an ongoing basis while vacancies exist. Please refer to the key dates (<https://www.canberra.edu.au/future-students/apply-to-uc/key-dates>) for further information.

Additional admission requirements

Police clearance checks

Immunisation

Current First Aid certificate

Assumed knowledge

Assumed knowledge for entry is to HSC equivalent of Biology, Physics and Mathematics. Inherent Requirements: Clinical practice and/or clinical laboratories during the medical imaging course require students to: - be involved in encounters where students must physically interact with patients and/or other students coming from a range of ethnic, age, gender and disability backgrounds; - be physically capable to independently lift and move patients and equipment and to wear lead gowns (heavy) for extended periods of time; - be involved in patient encounters where patients may be severely injured or be at the end stage of terminal illnesses; - work in environments which may be highly stressful; - have vision able to visualise detail within medical images; - due to government requirements, wear clothing during clinical placements that does not cover the elbows and forearms; - attend clinical workplaces, for extended periods of time, in interstate, metropolitan, regional and rural areas.

Periods course is open for new admissions

Year	Location	Teaching period	Teaching start date	Domestic	International
2024	Bruce, Canberra	Semester 1	05 February 2024	✓	✓
2025	Bruce, Canberra	Semester 1	03 February 2025	✓	✓
2026	Bruce, Canberra	Semester 1	02 February 2026	✓	✓

Credit arrangements

There are currently no formal credit transfer arrangements for entry to this course. Any previous study or work experience will only be

considered as part of the application process in accordance with current course rules and university policy.

Course requirements

Bachelor of Medical Radiation Science (Medical Imaging) (319JA) | 96 credit points

Required - Must pass 78 credit points as follows

[Expand All](#) | [Collapse All](#)

- Systemic Anatomy and Physiology (6529) | 3 credit points – Level 1
- Regional Anatomy and Physiology (9808) | 3 credit points – Level 1
- Introduction to Medical Radiation Science (9848) | 3 credit points – Level 1
- Computed Tomography (10013) | 3 credit points – Level 3
- Imaging Anatomy (10014) | 3 credit points – Level 2
- Imaging Pathology (10015) | 3 credit points – Level 2
- Informatics and Image Processing (10016) | 3 credit points – Level 2
- MRS Residency 2 (9cp) (10024) | 9 credit points – Level 4
- Physical Principles of MRS (10026) | 3 credit points – Level 2
- Radiation Biology and Dosimetry (10027) | 3 credit points – Level 2
- Radiographic Imaging 1 (10028) | 3 credit points – Level 2
- Radiographic Imaging 2 (10029) | 3 credit points – Level 2
- Introduction to Research in the Health Sciences (11398) | 3 credit points – Level 1
- Understanding People and Behaviour (11399) | 3 credit points – Level 1
- Professional Orientation (Health) (11400) | 3 credit points – Level 1
- Data Analysis Skills for Science (11723) | 3 credit points – Level 1
- Contextual Physics with Mathematics (11725) | 3 credit points – Level 1
- Radiographic Imaging Interpretation 1 (11814) | 3 credit points – Level 3
- Specialised Planar Radiographic Imaging (11815) | 3 credit points – Level 3
- MRI and Ultrasound (11816) | 3 credit points – Level 3
- MRS Practicum 3 (11817) | 3 credit points – Level 3
- MRS Residency 1 (6cp) (11818) | 6 credit points – Level 3
- Radiographic Imaging Interpretation 2 (11819) | 3 credit points – Level 3

Restricted Choice - 18 credit points as follows

Part B - Must pass 3 credit points from the following

- MRS Practicum 1 (10020) | 3 credit points – Level 2

MRS Practicum 1 (11977) | 3 credit points – Level 3

- From 2023, unit 11977 MRS Practicum 1 replaces 10020 MRS Practicum 1

Part A - Must pass 9 credit points from the following

Professional Stream - 9 credit points as follows

Open Electives - 3 credit points from the following

- Select 3 credit points from anywhere in the University.

Required - Must pass 6 credit points as follows

Radiographic Imaging Capstone (10032) | 3 credit points – Level 4

Research in Medical Radiation Science (11475) | 3 credit points – Level 2

Honours Stream - Must pass 9 credit points as follows

Medical Imaging Project Design H (10017) | 3 credit points – Level H

Medical Imaging Research Project A H (11569) | 0 credit points – Level H

Medical Imaging Research Project B H (11570) | 6 credit points – Level H

Part C - Must pass 3 credit points from the following

MRS Practicum 2 (10021) | 3 credit points – Level 3

MRS Practicum 2 (11978) | 3 credit points – Level 3

- From 2023, unit 11978 MRS Practicum 2 replaces 10021 MRS Practicum 2

Part D - Must pass 3 credit points from the following

Indigenous Health: Contemporary Issues (7434) | 3 credit points – Level 2

Aboriginal and Torres Strait Islander People's Health Contexts (11852) | 3 credit points – Level 2

- From 2024, unit 11852 Aboriginal and Torres Strait Islander People's Health Contexts replaces 7434 Indigenous Health: Contemporary Issues.

In addition to course requirements, in order to successfully complete your course you must meet the inherent requirements. Please refer to the [inherent requirements statement](#) applicable to your course

Typical study pattern

UC - Canberra, Bruce

Standard Full Time, Semester 1 Commencing

Year 1

Semester 1

Contextual Physics with Mathematics (11725)

Professional Orientation (Health) (11400)

Regional Anatomy and Physiology (9808)

Understanding People and Behaviour (11399)

Semester 2

Data Analysis Skills for Science (11723)

Introduction to Medical Radiation Science (9848)

Introduction to Research in the Health Sciences (11398)

Systemic Anatomy and Physiology (6529)

Year 2

Semester 1

Imaging Anatomy (10014)

MRS Practicum 1 (11977)

Physical Principles of MRS (10026)

Radiographic Imaging 1 (10028)

Semester 2

Imaging Pathology (10015)

MRS Practicum 2 (11978)

Radiation Biology and Dosimetry (10027)

Radiographic Imaging 2 (10029)

Winter Term

Informatics and Image Processing (10016)

Year 3

Practice 1

MRS Practicum 3 (11817)

Semester 1

Computed Tomography (10013)

Radiographic Imaging Interpretation 1 (11814)

Research in Medical Radiation Science (11475)

Specialised Planar Radiographic Imaging (11815)

Semester 2

MRI and Ultrasound (11816)

MRS Residency 1 (6cp) (11818)

Radiographic Imaging Interpretation 2 (11819)

Winter Term

Open Elective Unit

Year 4

Semester 1

MRS Residency 2 (9cp) (10024)

Radiographic Imaging Capstone (10032)

Standard Full Time, Semester 1 Commencing (Honours Pathway)

Year 1

Semester 1

Contextual Physics with Mathematics (11725)

Professional Orientation (Health) (11400)

Regional Anatomy and Physiology (9808)

Understanding People and Behaviour (11399)

Semester 2

Data Analysis Skills for Science (11723)

Introduction to Medical Radiation Science (9848)

Introduction to Research in the Health Sciences (11398)

Systemic Anatomy and Physiology (6529)

Year 2

Semester 1

Imaging Anatomy (10014)

MRS Practicum 1 (11977)

Physical Principles of MRS (10026)

Radiographic Imaging 1 (10028)

Semester 2

Imaging Pathology (10015)

MRS Practicum 2 (11978)

Radiation Biology and Dosimetry (10027)

Radiographic Imaging 2 (10029)

Winter

Informatics and Image Processing (10016)

Year 3

Practice 1

MRS Practicum 3 (11817)

Practice 6

Medical Imaging Research Project A H (11569)

Semester 1

Computed Tomography (10013)

Medical Imaging Project Design H (10017)

Radiographic Imaging Interpretation 1 (11814)

Specialised Planar Radiographic Imaging (11815)

Semester 2

MRI and Ultrasound (11816)

MRS Residency 1 (6cp) (11818)

Radiographic Imaging Interpretation 2 (11819)

Year 4

Practice 1

Medical Imaging Research Project B H (11570)

Semester 1

MRS Residency 2 (9cp) (10024)

Course information

Course duration

This course is an accelerated course and can be completed in seven semesters and winter terms full-time. Maximum eighteen semesters.

This course is only available for full-time enrolment.

Learning outcomes

Learning outcomes	Related graduate attributes
Demonstrate high-level knowledge of the physical principles, radiographic imaging techniques and protocols, radiation safety and clinical information management systems necessary for safe professional practice and patient care.	<p>UC graduates are professional: Employ up-to-date and relevant knowledge and skills; communicate effectively; use creativity, critical thinking, analysis and research skills to solve theoretical and real-world problems; work collaboratively as part of a team, negotiate, and resolve conflict; display initiative and drive, and use their organisational skills to plan and manage their workload; take pride in their professional and personal integrity.</p> <p>UC graduates are global citizens: Think globally about issues in their profession; adopt an informed and balanced approach across professional and international boundaries; understand issues in their profession from the perspective of other cultures; communicate effectively in diverse cultural and social settings; make creative use of technology in their learning and professional lives; behave ethically and sustainably in their professional and personal lives.</p> <p>UC graduates are lifelong learners: Reflect on their own practice, updating and adapting their knowledge and skills for continual professional and academic development; be self-aware; adapt to complexity, ambiguity and change by being flexible and keen to engage with new ideas; evaluate and adopt new technology.</p> <p>UC graduates are able to demonstrate Aboriginal and Torres Strait Islander ways of knowing, being and doing: Use local Indigenous histories and traditional ecological knowledge to develop and augment understanding of their discipline; communicate and engage with Indigenous Australians in ethical and culturally respectful ways; apply their knowledge to working with Indigenous Australians in socially just ways.</p>

Integrate and apply, in an ethical and culturally safe manner, diagnostic radiographic

UC graduates are professional: Employ up-to-date and relevant knowledge and skills; communicate effectively; use creativity, critical thinking, analysis and

procedures and protocols and radiation dose optimisation for safe professional practice; and implement quality assured work health and safety practices.

research skills to solve theoretical and real-world problems; work collaboratively as part of a team, negotiate, and resolve conflict; display initiative and drive, and use their organisational skills to plan and manage their workload; take pride in their professional and personal integrity.

UC graduates are global citizens: Think globally about issues in their profession; adopt an informed and balanced approach across professional and international boundaries; understand issues in their profession from the perspective of other cultures; communicate effectively in diverse cultural and social settings; make creative use of technology in their learning and professional lives; behave ethically and sustainably in their professional and personal lives.

UC graduates are lifelong learners: Reflect on their own practice, updating and adapting their knowledge and skills for continual professional and academic development; be self-aware; adapt to complexity, ambiguity and change by being flexible and keen to engage with new ideas; evaluate and adopt new technology.

UC graduates are able to demonstrate Aboriginal and Torres Strait Islander ways of knowing, being and doing: Use local Indigenous histories and traditional ecological knowledge to develop and augment understanding of their discipline; communicate and engage with Indigenous Australians in ethical and culturally respectful ways; apply their knowledge to working with Indigenous Australians in socially just ways.

Demonstrate and apply high-level knowledge of the sciences, technology and socio-cultural dimensions that underpin the practice of medical imaging.

UC graduates are professional: Employ up-to-date and relevant knowledge and skills; communicate effectively; use creativity, critical thinking, analysis and research skills to solve theoretical and real-world problems; work collaboratively as part of a team, negotiate, and resolve conflict; display initiative and drive, and use their organisational skills to plan and manage their workload; take pride in their professional and personal integrity.

UC graduates are global citizens: Think globally about issues in their profession; adopt an informed and balanced approach across professional and international boundaries; understand issues in their profession from the perspective of other cultures; communicate effectively in diverse cultural and social settings; make creative use of technology in their learning and professional lives; behave ethically and sustainably in their professional and personal lives.

UC graduates are lifelong learners: Reflect on their own practice, updating and

	<p>adapting their knowledge and skills for continual professional and academic development; be self-aware; adapt to complexity, ambiguity and change by being flexible and keen to engage with new ideas; evaluate and adopt new technology.</p> <p>UC graduates are able to demonstrate Aboriginal and Torres Strait Islander ways of knowing, being and doing: Use local Indigenous histories and traditional ecological knowledge to develop and augment understanding of their discipline; apply their knowledge to working with Indigenous Australians in socially just ways.</p>
--	--

<p>Communicate clearly and work effectively in a multi-disciplinary team using a whole person-centred approach and reflective practice to deliver high-quality healthcare.</p>	<p>UC graduates are professional: Employ up-to-date and relevant knowledge and skills; communicate effectively; work collaboratively as part of a team, negotiate, and resolve conflict; display initiative and drive, and use their organisational skills to plan and manage their workload; take pride in their professional and personal integrity.</p> <p>UC graduates are global citizens: Think globally about issues in their profession; adopt an informed and balanced approach across professional and international boundaries; understand issues in their profession from the perspective of other cultures; communicate effectively in diverse cultural and social settings; make creative use of technology in their learning and professional lives; behave ethically and sustainably in their professional and personal lives.</p> <p>UC graduates are lifelong learners: Reflect on their own practice, updating and adapting their knowledge and skills for continual professional and academic development; be self-aware; adapt to complexity, ambiguity and change by being flexible and keen to engage with new ideas.</p> <p>UC graduates are able to demonstrate Aboriginal and Torres Strait Islander ways of knowing, being and doing: Use local Indigenous histories and traditional ecological knowledge to develop and augment understanding of their discipline; communicate and engage with Indigenous Australians in ethical and culturally respectful ways; apply their knowledge to working with Indigenous Australians in socially just ways.</p>
--	--

<p>Analyse and critically appraise information from multiple sources, demonstrate knowledge of research design, methods and analysis, and</p>	<p>UC graduates are professional: Employ up-to-date and relevant knowledge and skills; communicate effectively; use creativity, critical thinking, analysis and research skills to solve theoretical and real-world problems; work collaboratively</p>
---	--

<p>apply to practice.</p>	<p>as part of a team, negotiate, and resolve conflict; display initiative and drive, and use their organisational skills to plan and manage their workload.</p> <p>UC graduates are global citizens: Think globally about issues in their profession; adopt an informed and balanced approach across professional and international boundaries; understand issues in their profession from the perspective of other cultures; communicate effectively in diverse cultural and social settings; make creative use of technology in their learning and professional lives; behave ethically and sustainably in their professional and personal lives.</p> <p>UC graduates are lifelong learners: Reflect on their own practice, updating and adapting their knowledge and skills for continual professional and academic development; adapt to complexity, ambiguity and change by being flexible and keen to engage with new ideas; evaluate and adopt new technology.</p>
---------------------------	---

Use advanced knowledge to design and implement research projects, analyse research data, and present research outcomes.

UC graduates are professional: Communicate effectively; use creativity, critical thinking, analysis and research skills to solve theoretical and real-world problems.

UC graduates are global citizens: Understand issues in their profession from the perspective of other cultures; make creative use of technology in their learning and professional lives.

UC graduates are lifelong learners: Reflect on their own practice, updating and adapting their knowledge and skills for continual professional and academic development; adapt to complexity, ambiguity and change by being flexible and keen to engage with new ideas.

Awards

Award	Official abbreviation
Bachelor of Medical Radiation Science (Medical Imaging)	B MRS(MI)
Bachelor of Medical Radiation Science (Medical Imaging) (Honours)	B MRS(MI)(Hons)

Honours

Eligible students who wish to complete honours will enrol in and complete honours units for the embedded 4th Year Honours option.

Entry Requirements:

Attain a GPA of at least 5.5 in the first 2 years of the course and

Obtained supervisor project approval and availability to supervise the Honours project.

Enrolment data




2023 enrolments for this course by location. Please note that enrolment numbers are indicative only and in no way reflect individual class sizes.

Location	Enrolments
UC - Canberra, Bruce	105

Enquiries

Student category	Contact details
Current and Commencing Students	Please contact the Faculty of Health faculty office, email student.centre@canberra.edu.au
Prospective Domestic Students	Email study@canberra.edu.au or Phone 1800 UNI CAN (1800 864 226)
Prospective International Students	Email international@canberra.edu.au or Phone +61 2 6201 5342

Download your course guide



Scholarships

Find the scholarship that's the right fit for you

[Explore Scholarships](#)

Printed on 05, October, 2023

University of Canberra, Bruce ACT 2617 Australia

+61 2 6201 5111

ABN 81 633 873 422

CRICOS 00212K

TEQSA Provider ID: PRV12003 (Australian University)

UC acknowledges the Ngunnawal people, traditional custodians of the lands where Bruce campus is situated. We wish to acknowledge and respect their continuing culture and the contribution they make to the life of Canberra and the region. We also acknowledge all other First Nations Peoples on whose lands we gather.