Early Offer Scheme – A step-by-step guide

Domestic applicants

1. Select a course

Scroll to the '**Start your application**' section at the end of the Early Offer webpage to browse the undergraduate courses which are included in the Early Offer Scheme. You can filter these courses based on Faculty. Once you have selected your course, click on the Domestic 'Apply Now' link.

2. Register an account

You'll then be redirected to the University of Canberra's online application portal. From here, you will need to register an account. If you have already registered an account, you can simply login.

When registering your account, **please ensure that you are using your personal email address** rather than your school email. Otherwise, you will not receive emails from us once your school email address is made inactive.

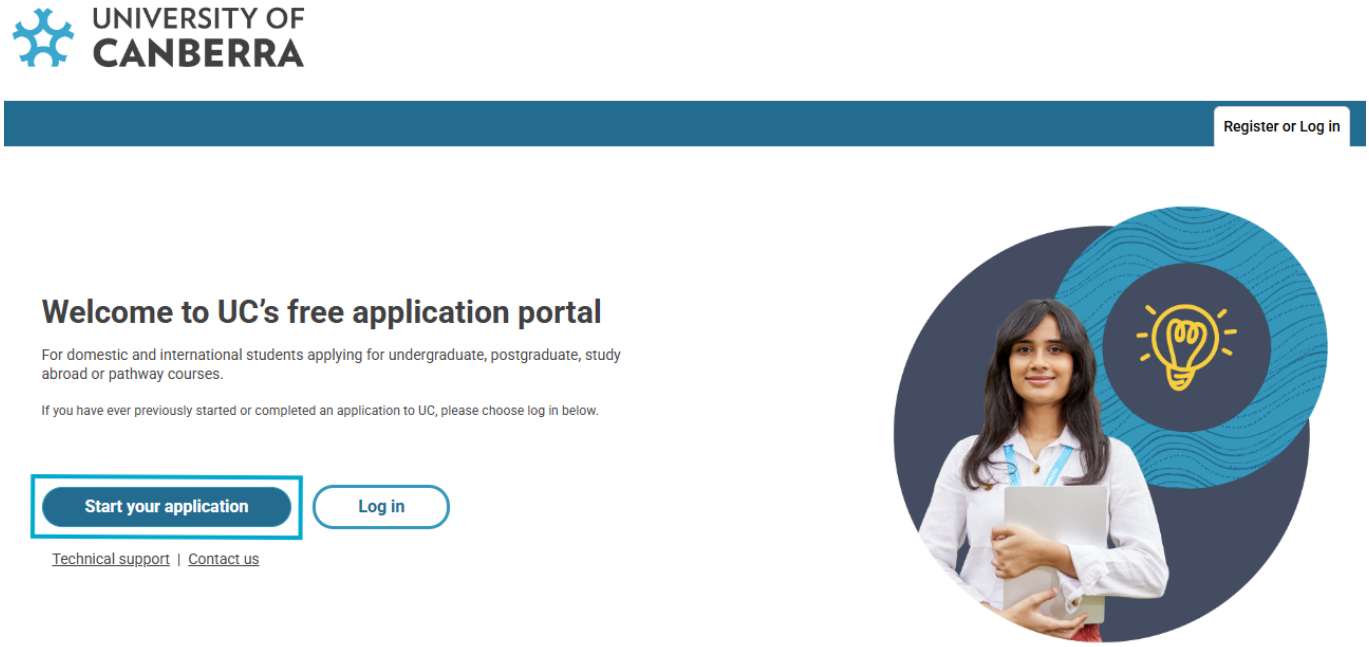

UNIVERSITY OF CANBERRA

3. Before you start!

Before you start your application, please ensure that you have a copy of your official Year 11 BSSS (ACT) or NESA (NSW) results and a 300 word personal statement explaining why you have chosen to apply for this course at the University of Canberra. Your Year 11 results must include a numeric or alphabetical grade which demonstrates your academic achievement for each subject.

Then, tick "Yes, I am eligible to apply for this course", and click "I am ready to apply!"

YOUR APPLICATION TO THE BACHELOR OF SCIENCE (BIOMEDICAL SCIENCE)

Before you start → 1 → Attachments → Verify → Submit

Before you start!

Welcome to your **University of Canberra** online application for admission to **Bachelor of Science (Biomedical Science)**.

To apply successfully you will need to:

1. Complete all (*) questions
2. Attach scanned copies of any requested supporting documents, which may include:
   - Academic transcripts from any previous study;
   - Award certificates;
   - A key/guide to the grading system;
   - Evidence of work experience (i.e. a resume and statement of employment from your employer);
   - Official English language translations of any documents not in English;
   - Evidence of your English language proficiency: information about UC's English requirements can be found here.
   - If you are a current UC or UCC student who is applying for a change of course then you will only need to provide some key details (name, address, course preference) on the following page.
   - If you are a current ACT or NSW Year 12 student applying for the **Early Offer Scheme**, you will only need to submit a copy of your official Year 11 results which include a numeric or alphabetical grade which demonstrates your academic achievement for each subject, and a 300 word personal statement.
3. When the application is complete, check that the information you have supplied is correct. You will be asked to sign a declaration and accept the University's terms and conditions.
4. Click on the Submit button. You will receive an application number.

The University will contact you immediately if further information or documents are required. Once your application has been processed you will receive confirmation of the outcome by email.

Note: You can save this application at any time and complete it when you have the required documents.

☑ Yes, I am eligible to apply for this course

I am ready to apply! | I don't want to continue

UNIVERSITY OF CANBERRA

4. Next steps

You'll be required to fill out all mandatory questions, starting with your personal details. It is important that this information is accurate. Most importantly, you need to indicate that you are applying for the Early Offer Scheme by answering "Yes" to the "Are you applying for the Early Offer Scheme?" question.

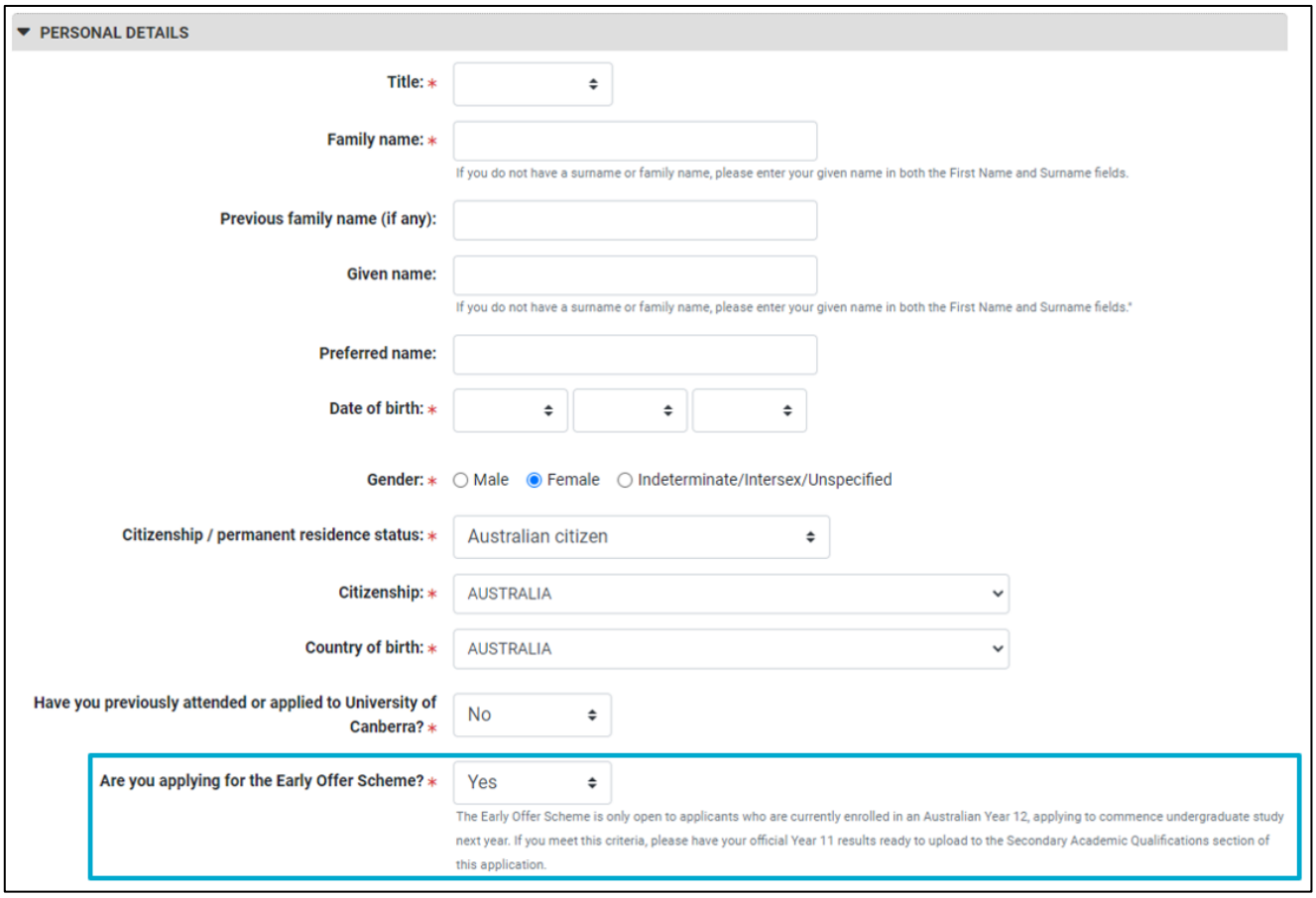

Next fill in your contact details.

You will be required to select your course start date and campus. You must select **Semester 1 2027**. Click "Select Course Options".

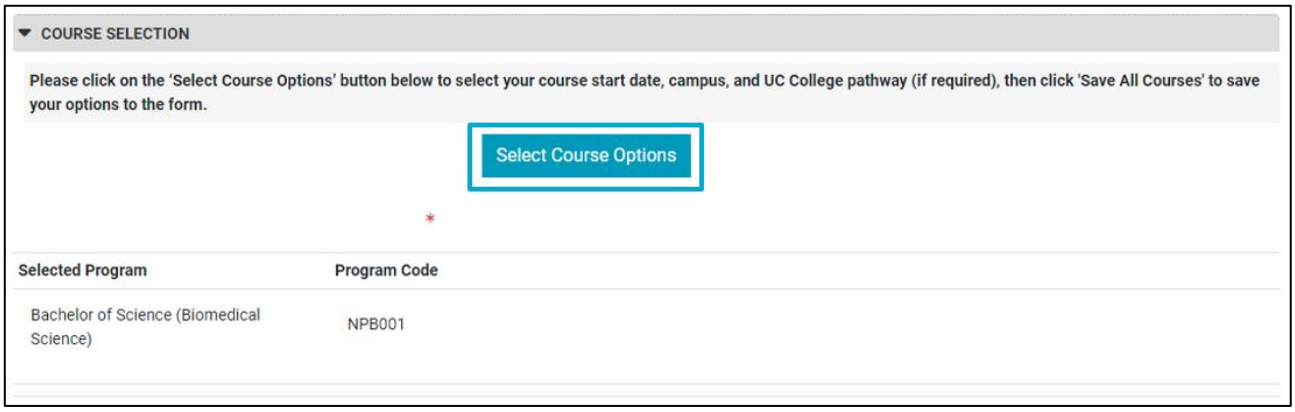

A new window will pop up. You *may* be asked to select a Foundation Course and/or Diploma Course. Please note that this is not applicable to Early Offer Scheme applicants, so you can tick "No Foundation Course required" and "No Diploma Course required".

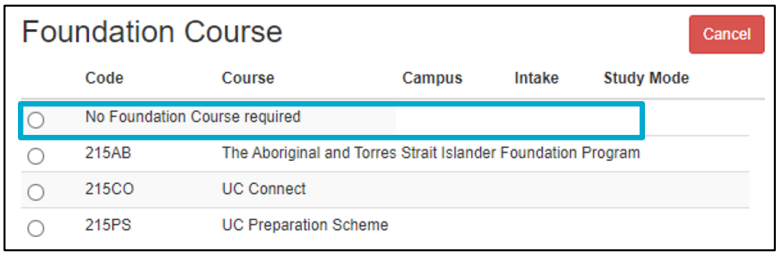

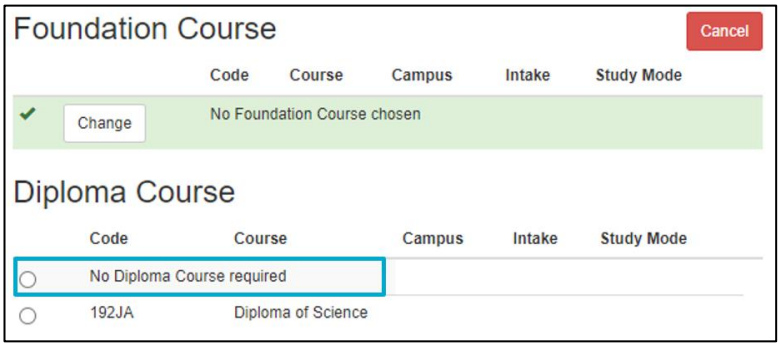

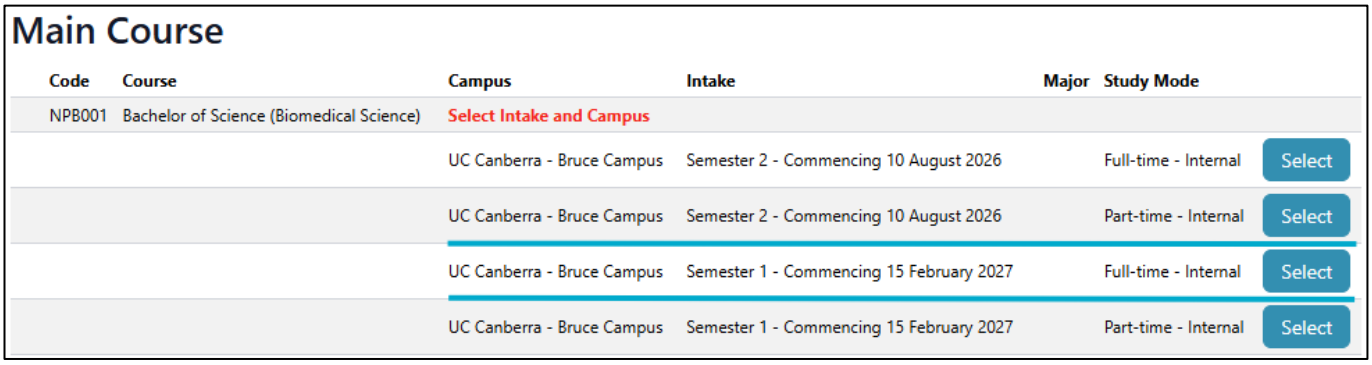

Then, click "Save All Courses".

Answer the Government Statistics and whether you need support services during your studies.

Next, you'll be required to fill in your secondary academic qualifications. This is where you can upload your Year 11 results and your 300 word statement. Your official Year 11 results must be issued by BSSS (ACT) or NESA (NSW) and include a numeric or alphabetical grade which demonstrates your academic achievement for each subject.

Answer "Yes" to "Have you commenced or completed any secondary qualifications?", then fill in your qualification details, including the expected completion date.

SECONDARY ACADEMIC QUALIFICATIONS

Have you commenced or completed any secondary qualifications? * Yes

Secondary Qualification 1

Program level: * Australian Year 12

Program Name: * ACT Year 12

Country: Australia Select Institution

Name of school / institution: Lake Gininderra College (AUSTRALIA)

Start date: Jan 2023

Have you completed the above study? * No

Do you intend to complete the above study? * Yes

Expected completion date: * Dec 2024

Please attach evidence of your secondary studies and qualifications such as transcripts, completion certificates, or results. For international qualifications, you must include an explanation of the institution's grading system. English translations are required if the original documents are not in English. **Applicants applying for the Early Offer Scheme must submit a copy of your official Year 11 results which include a numeric or alphabetical grade which demonstrates your academic achievement for each subject.

File Attachment (JPG, JPEG, PNG, PDF (unprotected) files up to 5MB in size) > Get help

Upload Now Choose Existing

Drag and drop or click here to browse the file that you wish to attach to your application

Why have you chosen to apply for this course at the University of Canberra? Please provide a 300 word personal statement. *

File Attachment (JPG, JPEG, PNG, PDF (unprotected) files up to 5MB in size) > Get help

Upload Now Choose Existing

Drag and drop or click here to browse the file that you wish to attach to your application

It is not necessary to upload any other documents, so you can skip over the "Other Documents" section.

Then, you'll be required to read, understand, and agree to the applicant declaration. Tick "I have read and understood the above conditions and accept them fully", answer whether you'll be under 18 years of age at the time of commencement, then click "Save & Continue".

On the next page, you'll be given the chance to review your attachments, add comments about your application, and answer any questions that may have been missed. Once reviewed, click "Save & Continue".

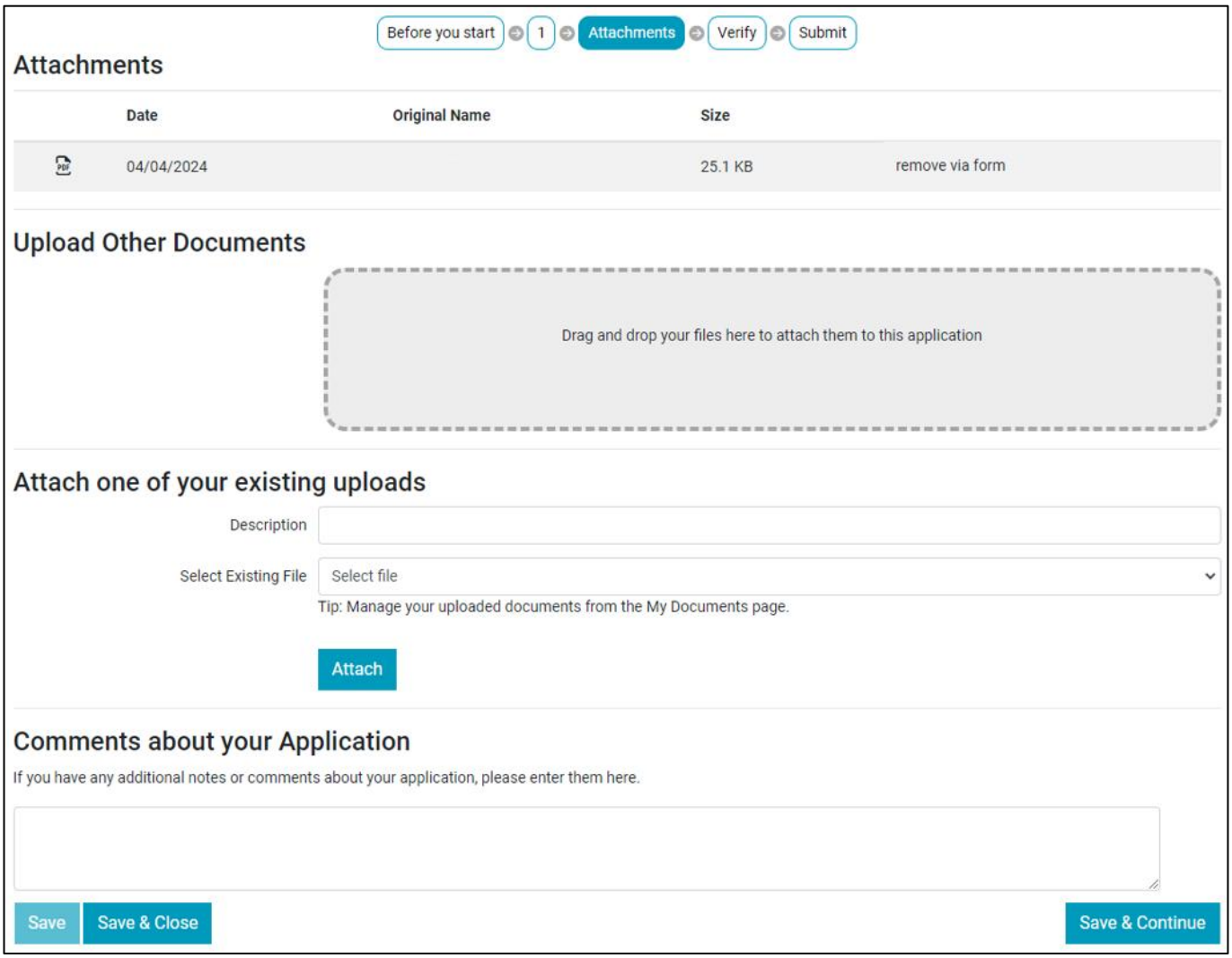

5. Submit your application
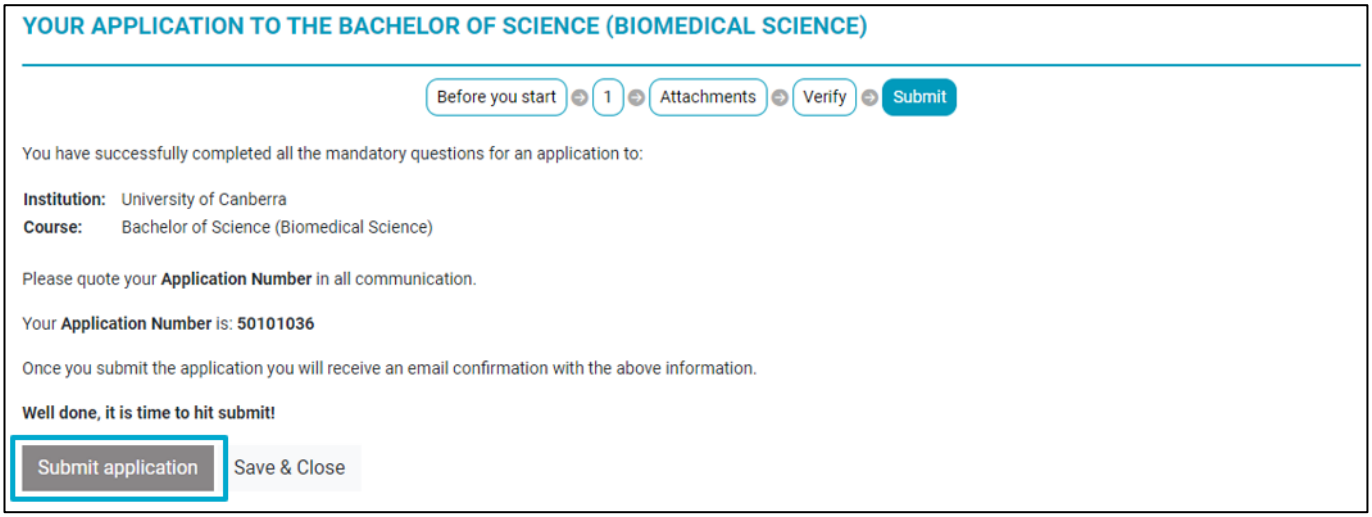
Most importantly, don't forget to hit submit! Once you submit your application you will receive an email confirmation with your application number.