

Report Year	Clevel4	Classification	HC	FTE	
2018	Arts & Communication	ASSIS	7	6.8	
		Casual	12	13	
		LEVA	3	1.5	
		LEVB	10	8.12	
		LEVC	3	3	
		LEVD	10	9.6	
		LEVE	1	1	
		Sessional	137	138	
	Arts & Communication Total			177	181.02
	Arts & Design Office	LEVE	4	3.16	
		Sessional	7	7	
		SM2	1	1	
		UC12	1	1	
		UC4	3	2.2	
		UC5	1	1	
		UC6	6	5.43	
		UC7	2	2	
		UC8	3	3	
		UC9	1	1	
	Arts & Design Office Total			29	26.79
	Centre for Creative & Cultural Research	Casual	8	9	
		LEVB	2	1.3	
		LEVC	1	0.2	
		LEVE	2	2	
		UC7	2	1.2	
	Centre for Creative & Cultural Research Total			15	13.7
	Design & Built Environment	ASSIS	5	5	
Casual		7	9		
LEVA		1	1		
LEVB		2	1.6		
LEVC		2	2		
LEVD		5	5		
LEVE		3	3		
Sessional		77	77		
UC6		1	1		
Design & Built Environment Total			100	104.6	
News & Media Research Centre	Casual	2	2		
	LEVC	1	1		
	LEVD	1	1		
	LEVE	1	0.4		
News & Media Research Centre Total			5	4.4	
2018 Total			316	330.51	
2019	Arts & Communication	ASSIS	10	9.3	
		Casual	23	24	
		LEVA	4	2	
		LEVB	9	7.4	
		LEVC	2	2	
		LEVD	9	8	
		LEVE	2	2	
		Sessional	113	113	

Report Year	Clevel4	Classification	HC	FTE
		UC6	1	0.5
	Arts & Communication Total		161	168.2
	Arts & Design Office	Casual	9	9
		LEVC	2	2
		LEVD	1	1
		LEVE	1	1
		Sessional	3	3
		SM2	1	1
		UC10	1	1
		UC4	3	2.2
		UC5	1	1
		UC6	3	3
		UC7	2	2
		UC8	3	3
	Arts & Design Office Total		30	29.2
	Centre for Creative & Cultural Research	Casual	8	8
		LEVB	2	0.76
		LEVC	1	0.2
		LEVE	2	2
		Sessional	1	1
		UC12	1	1
		UC7	1	0.6
	Centre for Creative & Cultural Research Total		16	13.56
	Design & Built Environment	ASSIS	8	8
		Casual	7	7
		LEVA	1	1
		LEVB	2	1.4
		LEVC	1	1
		LEVD	3	3
		LEVE	3	3
		Sessional	79	79
	Design & Built Environment Total		101	103.4
	News & Media Research Centre	Casual	1	2
		LEVC	1	0.4
		LEVE	1	0.4
		UC7	1	0.6
	News & Media Research Centre Total		4	3.4
2019 Total			298	317.76
2020	Arts & Communication	ASSIS	5	4.8
		Casual	9	10
		LEVA	3	1.5
		LEVB	15	11.4
		LEVC	6	5.4
		LEVD	10	9.2
		LEVE	2	2
		Sessional	107	107
		UC6	1	0.4
		UC7	1	0.2
	Arts & Communication Total		146	151.9
	Arts & Design Office	Casual	13	13

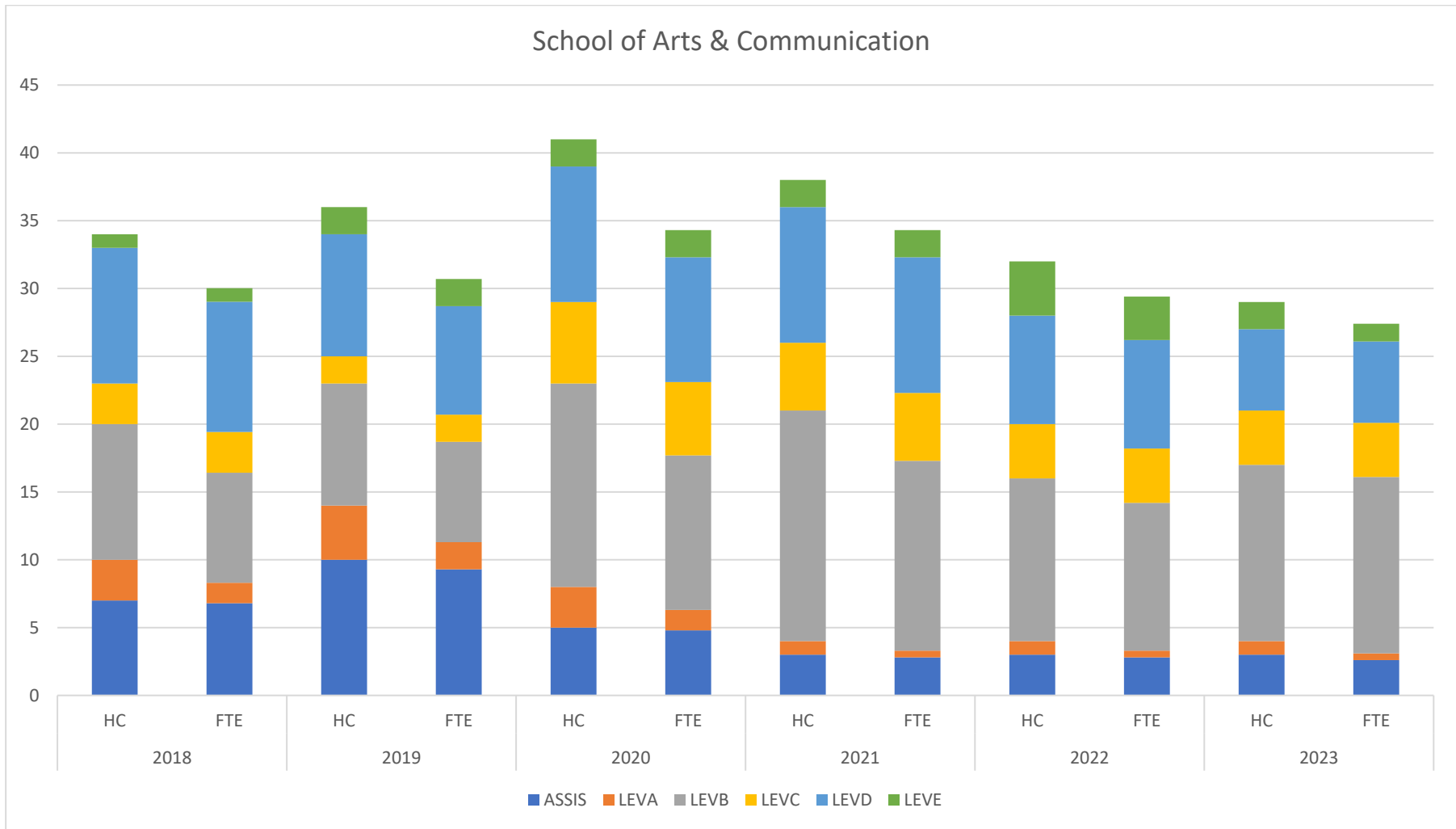
Report Year	Clevel4	Classification	HC	FTE		
		LEVC	2	2		
		LEVD	1	1		
		Sessional	2	2		
		SM2	1	1		
		UC10	1	1		
		UC4	1	0.57		
		UC5	6	5.26		
		UC6	2	2		
		UC7	3	3		
		UC8	3	2.4		
Arts & Design Office Total			35	33.23		
Centre for Creative & Cultural Research	Casual	7	7			
	LEVB	1	0.36			
	LEVC	1	0.2			
	LEVE	2	1.4			
	Sessional	1	1			
	UC7	2	0.7			
Centre for Creative & Cultural Research Total			14	10.66		
Design & Built Environment	ASSIS	7	7			
	Casual	5	5			
	LEVB	6	5.1			
	LEVC	4	3.1			
	LEVD	3	3			
	LEVE	4	4			
	Sessional	103	103			
	UC6	1	1			
Design & Built Environment Total			130	131.2		
News & Media Research Centre	Casual	4	4			
	LEVC	1	0.9			
	LEVE	1	1			
	UC6	1	1			
	UC7	1	0.5			
News & Media Research Centre Total			8	7.4		
2020 Total			320	334.39		
2021	Arts & Communication	ASSIS	3	2.8		
		Casual	4	4		
		LEVA	1	0.5		
		LEVB	17	14		
		LEVC	5	5		
		LEVD	10	10		
		LEVE	2	2		
		Sessional	88	88		
		Arts & Communication Total			126	126.3
		Arts & Design Office	Casual	14	16	
LEVC	2		2			
LEVD	1		1			
LEVE	1		1			
Sessional	2		2			
SM2	1		1			
UC10	1		1			

Report Year	Clevel4	Classification	HC	FTE	
		UC4	2	1.42	
		UC5	5	3.93	
		UC6	3	3	
		UC7	3	3	
		UC8	2	2	
	Arts & Design Office Total			37	37.35
	Centre for Creative & Cultural Research	Casual	9	10	
		LEVB	1	1	
		LEVC	1	0.2	
		LEVD	1	0.2	
		LEVE	2	1.4	
		Sessional	2	2	
		UC5	1	0.4	
		UC7	1	0.6	
	Centre for Creative & Cultural Research Total			17	15.8
	Design & Built Environment	ASSIS	7	7	
		Casual	3	3	
		LEVB	6	5.5	
		LEVC	4	3.5	
		LEVD	3	3	
		LEVE	4	4	
		Sessional	89	90	
		UC6	1	1	
	Design & Built Environment Total			115	117
	News & Media Research Centre	Casual	9	10	
LEVB		1	0.9		
LEVC		1	1		
LEVE		1	1		
UC5		1	0.5		
UC6		2	1.35		
UC7		1	0.3		
News & Media Research Centre Total			15	15.05	
2021 Total			302	311.5	
2022	Arts & Communication	ASSIS	3	2.8	
		Casual	2	2	
		LEVA	1	0.5	
		LEVB	12	10.9	
		LEVC	4	4	
		LEVD	8	8	
		LEVE	4	3.2	
		Sessional	75	76	
	Arts & Communication Total			104	107.4
	Arts & Design Office	Casual	16	16	
		LEVC	1	0.6	
		LEVD	2	1.4	
		LEVE	1	1	
		Sessional	1	1	
SM2		1	1		
UC10	1	1			
UC4	1	0.43			

Report Year	Clevel4	Classification	HC	FTE	
		UC5	5	4.8	
		UC6	4	4	
		UC7	4	4	
		UC9	2	1.5	
	Arts & Design Office Total			39	36.73
	Centre for Creative & Cultural Research	Casual	14	15	
		LEVA	1	0.5	
		LEVB	2	1.5	
		LEVD	1	0.2	
		LEVE	2	1.4	
		UC5	1	0.2	
		UC7	1	0.6	
	Centre for Creative & Cultural Research Total			22	19.4
	Design & Built Environment	ASSIS	6	6	
		Casual	1	1	
		LEVB	7	6.6	
		LEVC	4	3.5	
		LEVD	4	4	
		LEVE	3	3	
		Sessional	63	64	
	Design & Built Environment Total			87	88.1
	News & Media Research Centre	Casual	8	8	
		LEVB	1	0.5	
LEVC		1	1		
LEVE		2	2		
UC6		2	1.5		
UC7		1	0.5		
News & Media Research Centre Total			15	13.5	
2022 Total			259	265.13	
2023	Arts & Communication	ASSIS	3	2.6	
		Casual	4	4	
		LEVA	1	0.5	
		LEVB	13	13	
		LEVC	4	4	
		LEVD	6	6	
		LEVE	2	1.3	
		Sessional	61	63	
	Arts & Communication Total			90	94.4
	Arts & Design Office	Casual	14	15	
		LEVC	1	0.6	
		LEVD	2	2	
		LEVE	1	1	
		SM2	1	1	
		UC10	1	1	
		UC4	1	0.43	
		UC5	6	5.4	
UC6		3	3		
UC7		3	2.8		
UC8	2	2			
UC9	2	1.8			

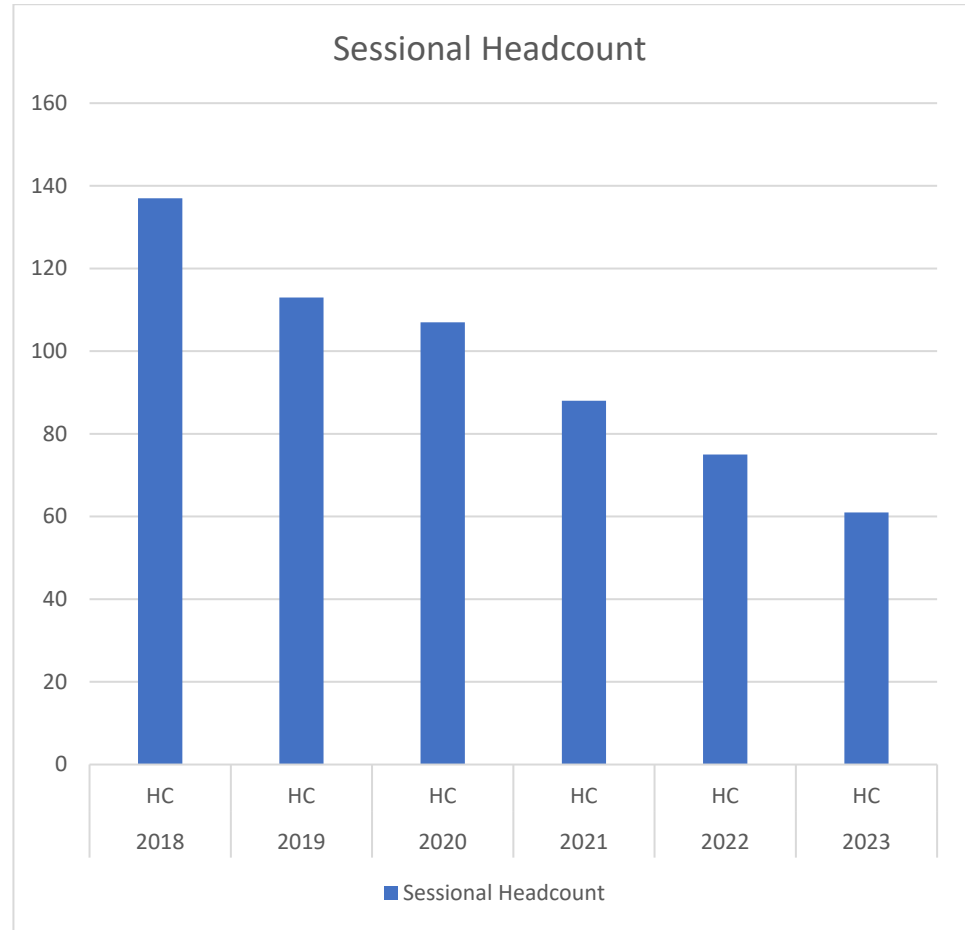
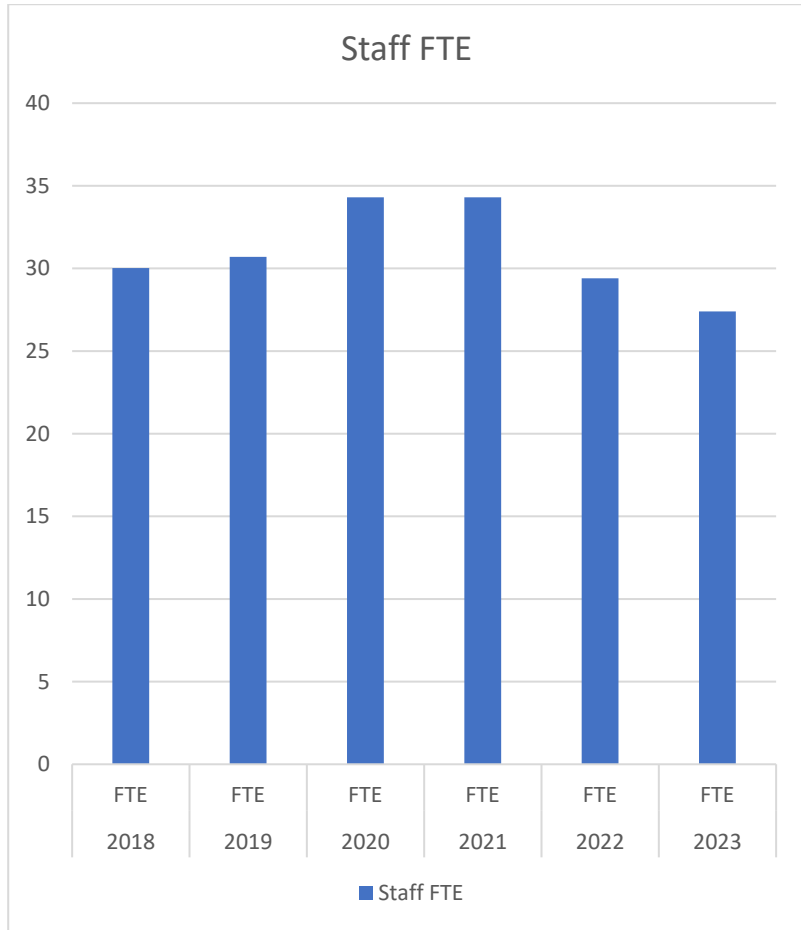
Report Year	Clevel4	Classification	HC	FTE
	Arts & Design Office Total		37	36.03
	Centre for Creative & Cultural Research	Casual	10	11
		LEVA	1	0.5
		LEVB	2	1.5
		LEVC	1	1
		LEVD	2	1.2
		LEVE	1	0.4
		UC5	1	0.6
		UC7	1	0.6
	Centre for Creative & Cultural Research Total		18	16.8
	Design & Built Environment	ASSIS	3	3
		Casual	1	1
		LEVB	10	9.69
		LEVC	9	8.5
		LEVD	5	5
		LEVE	1	1
		Sessional	66	66
		UC6	1	1
	Design & Built Environment Total		94	95.19
	News & Media Research Centre	Casual	16	22
		LEVB	1	1
		LEVC	1	1
		LEVE	2	2
		UC6	1	0.6
		UC7	1	0.23
	News & Media Research Centre Total		22	26.83
2023 Total			248	269.25

		2018		2019		2020		2021		2022		2023	
		HC	FTE	HC	FTE	HC	FTE	HC	FTE	HC	FTE	HC	FTE
Arts & Communication	ASSIS	7	6.8	10	9.3	5	4.8	3	2.8	3	2.8	3	2.6
	LEVA	3	1.5	4	2	3	1.5	1	0.5	1	0.5	1	0.5
	LEVB	10	8.12	9	7.4	15	11.4	17	14	12	10.9	13	13
	LEVC	3	3	2	2	6	5.4	5	5	4	4	4	4
	LEVD	10	9.6	9	8	10	9.2	10	10	8	8	6	6
	LEVE	1	1	2	2	2	2	2	2	4	3.2	2	1.3
Arts & Communication Total		34	30.02	36	30.7	41	34.3	38	34.3	32	29.4	29	27.4
	Sessional	137	138	113	113	107	107	88	88	75	76	61	63



	2018	2019	2020	2021	2022	2023
	FTE	FTE	FTE	FTE	FTE	FTE
Staff FTE	30.02	30.7	34.3	34.3	29.4	27.4

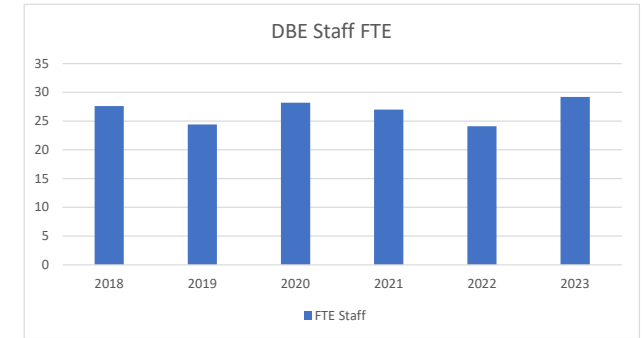
	2018	2019	2020	2021	2022	2023
	HC	HC	HC	HC	HC	HC
Sessional Headcount	137	113	107	88	75	61



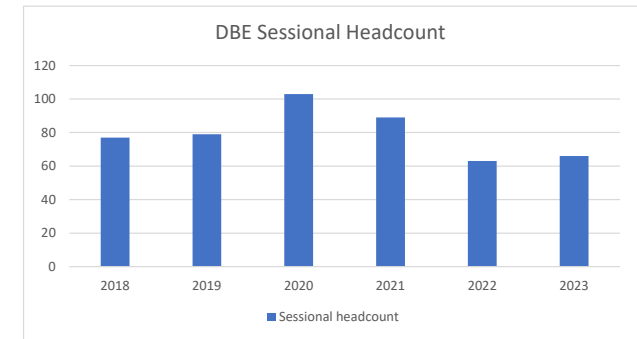
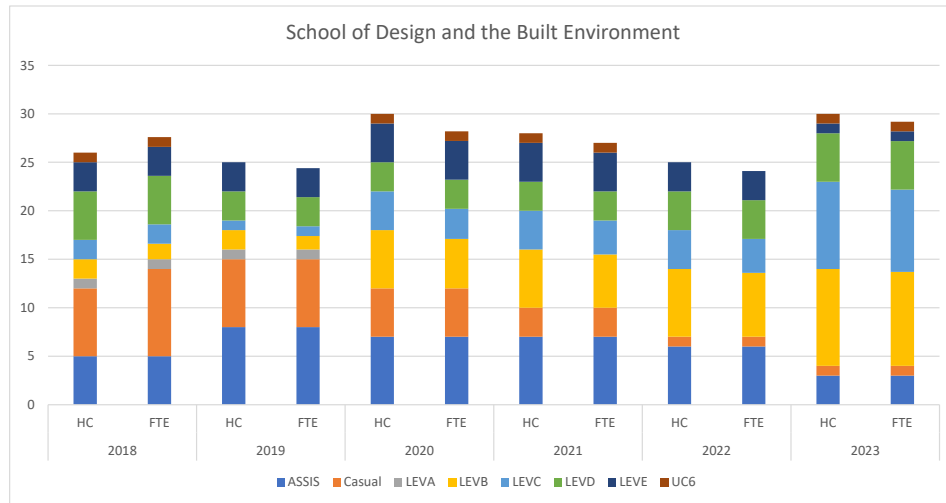
FAD Workforce summary FTE
DBE

		2018		2019		2020		2021		2022		2023	
		HC	FTE	HC	FTE	HC	FTE	HC	FTE	HC	FTE	HC	FTE
Design and the Built Environment	ASSIS	5	5	8	8	7	7	7	7	6	6	3	3
	Casual	7	9	7	7	5	5	3	3	1	1	1	1
	LEVA	1	1	1	1								
	LEVB	2	1.6	2	1.4	6	5.1	6	5.5	7	6.6	10	9.69
	LEVC	2	2	1	1	4	3.1	4	3.5	4	3.5	9	8.5
	LEVD	5	5	3	3	3	3	3	3	4	4	5	5
	LEVE	3	3	3	3	4	4	4	4	3	3	1	1
	UC6	1	1			1	1	1	1			1	1
Subtotal		26	27.6	25	24.4	30	28.2	28	27	25	24.1	30	29.19
	Sessional	77	77	79	79	103	103	89	90	63	64	66	66
Total		103	104.6	104	103.4	133	131.2	117	117	88	88.1	96	95.19

	2018	2019	2020	2021	2022	2023
FTE	27.6	24.4	28.2	27	24.1	29.19
Sess HC	77	79	103	89	63	66



Design and the Built Environment Total		100	104.6	101	103.4	130	131.2	115	117	87	88.1	94	95.19
--	--	-----	-------	-----	-------	-----	-------	-----	-----	----	------	----	-------



Report Year	Clevel4	Classification	HC	FTE
2018	Arts & Communication	ASSIS	7	6.8
2018		Casual	12	13
2018		LEVA	3	1.5
2018		LEVB	10	8.12
2018		LEVC	3	3
2018		LEVD	10	9.6
2018		LEVE	1	1
2018		Sessional	137	138
2018	Arts & Design Office	LEVE	4	3.16
2018		Sessional	7	7
2018		SM2	1	1
2018		UC12	1	1
2018		UC4	3	2.2
2018		UC5	1	1
2018		UC6	6	5.43
2018		UC7	2	2
2018		UC8	3	3
2018		UC9	1	1
2018	Centre for Creative & Cultural Research	Casual	8	9
2018		LEVB	2	1.3
2018		LEVC	1	0.2
2018		LEVE	2	2
2018		UC7	2	1.2
2018	Design & Built Environment	ASSIS	5	5
2018		Casual	7	9
2018		LEVA	1	1
2018		LEVB	2	1.6
2018		LEVC	2	2
2018		LEVD	5	5
2018		LEVE	3	3
2018		Sessional	77	77
2018		UC6	1	1
2018	News & Media Research Centre	Casual	2	2
2018		LEVC	1	1
2018		LEVD	1	1
2018		LEVE	1	0.4
2018 Total			316	330.51
2019	Arts & Communication	ASSIS	10	9.3
2019		Casual	23	24
2019		LEVA	4	2
2019		LEVB	9	7.4
2019		LEVC	2	2
2019		LEVD	9	8
2019		LEVE	2	2
2019		Sessional	113	113
2019		UC6	1	0.5
2019	Arts & Design Office	Casual	9	9
2019		LEVC	2	2
2019		LEVD	1	1
2019		LEVE	1	1

Report Year	Clevel4	Classification	HC	FTE
2019		Sessional	3	3
2019		SM2	1	1
2019		UC10	1	1
2019		UC4	3	2.2
2019		UC5	1	1
2019		UC6	3	3
2019		UC7	2	2
2019		UC8	3	3
2019	Centre for Creative & Cultural Research	Casual	8	8
2019		LEVB	2	0.76
2019		LEVC	1	0.2
2019		LEVE	2	2
2019		Sessional	1	1
2019		UC12	1	1
2019		UC7	1	0.6
2019	Design & Built Environment	ASSIS	8	8
2019		Casual	7	7
2019		LEVA	1	1
2019		LEVB	2	1.4
2019		LEVC	1	1
2019		LEVD	3	3
2019		LEVE	3	3
2019		Sessional	79	79
2019	News & Media Research Centre	Casual	1	2
2019		LEVC	1	0.4
2019		LEVE	1	0.4
2019		UC7	1	0.6
2019 Total			298	317.76
2020	Arts & Communication	ASSIS	5	4.8
2020		Casual	9	10
2020		LEVA	3	1.5
2020		LEVB	15	11.4
2020		LEVC	6	5.4
2020		LEVD	10	9.2
2020		LEVE	2	2
2020		Sessional	107	107
2020		UC6	1	0.4
2020		UC7	1	0.2
2020	Arts & Design Office	Casual	13	13
2020		LEVC	2	2
2020		LEVD	1	1
2020		Sessional	2	2
2020		SM2	1	1
2020		UC10	1	1
2020		UC4	1	0.57
2020		UC5	6	5.26
2020		UC6	2	2
2020		UC7	3	3
2020		UC8	3	2.4
2020	Centre for Creative & Cultural Research	Casual	7	7

Report Year	Clevel4	Classification	HC	FTE
2020		LEVB	1	0.36
2020		LEVC	1	0.2
2020		LEVE	2	1.4
2020		Sessional	1	1
2020		UC7	2	0.7
2020	Design & Built Environment	ASSIS	7	7
2020		Casual	5	5
2020		LEVB	6	5.1
2020		LEVC	4	3.1
2020		LEVD	3	3
2020		LEVE	4	4
2020		Sessional	103	103
2020		UC6	1	1
2020	News & Media Research Centre	Casual	4	4
2020		LEVC	1	0.9
2020		LEVE	1	1
2020		UC6	1	1
2020		UC7	1	0.5
2020 Total			320	334.39
2021	Arts & Communication	ASSIS	3	2.8
2021		Casual	4	4
2021		LEVA	1	0.5
2021		LEVB	17	14
2021		LEVC	5	5
2021		LEVD	10	10
2021		LEVE	2	2
2021		Sessional	88	88
2021	Arts & Design Office	Casual	14	16
2021		LEVC	2	2
2021		LEVD	1	1
2021		LEVE	1	1
2021		Sessional	2	2
2021		SM2	1	1
2021		UC10	1	1
2021		UC4	2	1.42
2021		UC5	5	3.93
2021		UC6	3	3
2021		UC7	3	3
2021		UC8	2	2
2021	Centre for Creative & Cultural Research	Casual	9	10
2021		LEVB	1	1
2021		LEVC	1	0.2
2021		LEVD	1	0.2
2021		LEVE	2	1.4
2021		Sessional	2	2
2021		UC5	1	0.4
2021		UC7	1	0.6
2021	Design & Built Environment	ASSIS	7	7
2021		Casual	3	3
2021		LEVB	6	5.5

Report Year	Clevel4	Classification	HC	FTE
2021		LEVC	4	3.5
2021		LEVD	3	3
2021		LEVE	4	4
2021		Sessional	89	90
2021		UC6	1	1
2021	News & Media Research Centre	Casual	9	10
2021		LEVB	1	0.9
2021		LEVC	1	1
2021		LEVE	1	1
2021		UC5	1	0.5
2021		UC6	2	1.35
2021		UC7	1	0.3
2021 Total			302	311.5
2022	Arts & Communication	ASSIS	3	2.8
2022		Casual	2	2
2022		LEVA	1	0.5
2022		LEVB	12	10.9
2022		LEVC	4	4
2022		LEVD	8	8
2022		LEVE	4	3.2
2022		Sessional	75	76
2022	Arts & Design Office	Casual	16	16
2022		LEVC	1	0.6
2022		LEVD	2	1.4
2022		LEVE	1	1
2022		Sessional	1	1
2022		SM2	1	1
2022		UC10	1	1
2022		UC4	1	0.43
2022		UC5	5	4.8
2022		UC6	4	4
2022		UC7	4	4
2022		UC9	2	1.5
2022	Centre for Creative & Cultural Research	Casual	14	15
2022		LEVA	1	0.5
2022		LEVB	2	1.5
2022		LEVD	1	0.2
2022		LEVE	2	1.4
2022		UC5	1	0.2
2022		UC7	1	0.6
2022	Design & Built Environment	ASSIS	6	6
2022		Casual	1	1
2022		LEVB	7	6.6
2022		LEVC	4	3.5
2022		LEVD	4	4
2022		LEVE	3	3
2022		Sessional	63	64
2022	News & Media Research Centre	Casual	8	8
2022		LEVB	1	0.5
2022		LEVC	1	1

Report Year	Clevel4	Classification	HC	FTE
2022		LEVE	2	2
2022		UC6	2	1.5
2022		UC7	1	0.5
2022 Total			259	265.13
2023	Arts & Communication	ASSIS	3	2.6
		Casual	4	4
		LEVA	1	0.5
		LEVB	13	13
		LEVC	4	4
		LEVD	6	6
		LEVE	2	1.3
		Sessional	61	63
	Arts & Design Office	Casual	14	15
		LEVC	1	0.6
		LEVD	2	2
		LEVE	1	1
		SM2	1	1
		UC10	1	1
		UC4	1	0.43
		UC5	6	5.4
		UC6	3	3
		UC7	3	2.8
		UC8	2	2
		UC9	2	1.8
	Centre for Creative & Cultural Research	Casual	10	11
		LEVA	1	0.5
		LEVB	2	1.5
		LEVC	1	1
		LEVD	2	1.2
		LEVE	1	0.4
		UC5	1	0.6
		UC7	1	0.6
	Design & Built Environment	ASSIS	3	3
		Casual	1	1
		LEVB	10	9.69
		LEVC	9	8.5
		LEVD	5	5
		LEVE	1	1
		Sessional	66	66
		UC6	1	1
	News & Media Research Centre	Casual	16	22
		LEVB	1	1
		LEVC	1	1
		LEVE	2	2
		UC6	1	0.6
		UC7	1	0.23
2023 Total			248	269.25

Report Year	2022
Classification	Sum of HC
ASSIS	9
Casual	41
LEVA	2
LEVB	22
LEVC	10
LEVD	15
LEVE	12
Sessional	139
SM2	1
UC10	1
UC4	1
UC5	6
UC6	6
UC7	6
UC9	2
Grand Total	273

Report Year	2018	2019	2020	2021	2022
Classification	Sum of FTE	Sum of FTE	Sum of FTE	Sum of FTE	Sum of FTE
ASSIS	11.8	17.3	11.8	9.8	8.8
Casual	33	50	39	43	42
LEVA	2.5	3	1.5	0.5	1
LEVB	11.02	9.56	16.86	21.4	19.5
LEVC	6.2	5.6	11.6	11.7	9.1
LEVD	15.6	12	13.2	14.2	13.6
LEVE	9.56	8.4	8.4	9.4	10.6
Sessional	222	196	213	182	141
SM2	1	1	1	1	1
UC12	1	1	1	1	1
UC4	2.2	1	0.57	1.42	0.43
UC5	1	2.2	5.26	4.83	5
UC6	6.43	1	4.4	5.35	5.5
UC7	3.2	3.5	4.4	3.9	5.1
UC8	3	3.2	2.4	2	
UC9	1	3			1.5
Grand Total	330.51	317.76	334.39	311.5	265.13

Report Year	2018	2019	2020	2021	2022	Average
Classification	Sum of FTE	Sum of FTE	Sum of FTE	Sum of FTE	Sum of FTE	Sum of FTE
ASSIS	11.8	17.3	11.8	9.8	8.8	11.9
LEVA	2.5	3	1.5	0.5	1	1.7
LEVB	11.02	9.56	16.86	21.4	19.5	15.668
LEVC	6.2	5.6	11.6	11.7	9.1	8.84
LEVD	15.6	12	13.2	14.2	13.6	13.72
LEVE	9.56	8.4	8.4	9.4	10.6	9.272
SM2	1	1	1	1	1	1
UC12	1	0.5	0	0	0	0.3
UC10	0	1	1	1	1	0.8
UC4	2.2	2.2	0.57	1.42	0.43	1.364
UC5	1	1	5.26	4.83	5	3.418
UC6	6.43	3.5	4.4	5.35	5.5	5.036
UC7	3.2	3.2	4.4	3.9	5.1	3.96
UC8	3	3	2.4	2	0	2.08
UC9	1	0	0	0	1.5	0.5

Sessional	221	196	213	181	139	190
Casual	29	48	38	39	41	39